






「SINCE 1946」
NOBLE
「company」

PROVEN PERFORMANCE SINCE 1946

2024

Sheet Membranes and Shower Products
CATALOG AND PRICE BOOK

NEW YEAR NEW PRODUCTS



THESE POINT OF PURCHASE DISPLAYS ARE AVAILABLE FOR DISTRIBUTORS UPON REQUEST

CONTRACTOR TRAINING PROGRAMS

Noble offers contractor training programs focusing on installation methods used with Noble products in commercial and residential applications.

The programs are specifically designed to help tile contractors:

- Avoid costly callbacks
- Improve installation efficiency; optimize time, energy, and money
- Maximize shower sales

These free hands-on trainings are being held in various locations throughout the United States and Canada. For more information and to see when training will be held in your area, please contact us at 1(800) 878-5788, or sales@noblecompany.com.

PRODUCT TRAINING

We also provide Live On-line Product Training Webinars featuring different Noble products installations with Q&A's. Check our website and Facebook page for more information about when our next live webinar training will be. Previously recorded webinars available at www.noblecompany.com and www.YouTube.com/user/NobleCompany.

SHEET MEMBRANES

For more than 55 years, Noble Company has pioneered the use of sheet membranes in the tile and stone industry. NobleSeal brand sheet membranes (TS, CIS, SIS, Noble Deck) and Chloraloy have a core layer which consists of Chlorinated Polyethylene (CPE), an inherently flexible elastomeric sheet guaranteed not to rot, crack, or deteriorate due to microorganisms. Sheet membranes are available for waterproofing, crack isolation, joint bridging, and sound reduction. Noble sheet membranes save time, money, are easy to install, and provide quality solutions to prevent costly failures. All of Noble Company sheet membranes are made in the U.S.A.

PERFORMANCE TESTED

Ensuring that our products are designed to meet the challenges of industry standards is part of Noble's quality assurance program. Noble products have undergone stringent testing to industry standards including ANSI and ASTM, as well as meeting the code requirements of the UPC and IPC. In addition, Noble Company is integral in the continuous improvement and development of installation guidelines and requirements through participation in organizations such as TCNA, NTCA, TCAA, ISO, ANSI, and MMSA.

ICC-ES PMG™



CONTINUING EDUCATION SEMINARS

Noble Company is an Authorized Provider of Continuing Education for AIA and IDCEC. We conduct seminars for design and construction professionals. These seminars provide information about cost-effective solutions to problems created by today's fast-paced, cost-driven construction techniques.

Our programs offer learning unit credits for AIA and IDCEC Continuing Education and Health, Safety & Welfare (LU/HSW). To register for a seminar or obtain more information, contact your local Noble Company Sales Representative or Noble Company at (800) 878-5788, or sales@noblecompany.com. Live Webinars and Lunch & Learns available upon request.

Noble On-Demand AIA CEUs available at:
www.noblecompany.com/education.



RON BLANK
& ASSOCIATES, INC.

GREENCE
Sustainable Design Education

NOBLE COMPANY IS A MEMBER OF THE FOLLOWING ORGANIZATIONS & ASSOCIATIONS:



INSTRUCTIONAL VIDEOS

Noble Company offers free online instructional videos. The videos demonstrate installation techniques of full mortar bed and thin-set methods for showers, as well as an overview of the FreeStyle Linear Drain system.

These helpful videos can be found online at noblecompany.com or www.YouTube.com/user/NobleCompany

MOBILE APP

Noble Company now offers a free mobile app. This app allows you to view product videos, details, and instructions on-the-go. Download for free from the iTunes or Google Play App stores.

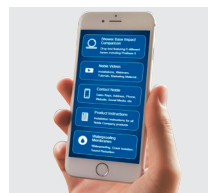


Table of Contents

What's New At Noble.....	6
--------------------------	---

MEMBRANES

8

Liquid Membrane

AquaBlue™	10
-----------------	----

Sheet Membranes

NobleSeal® TS	11
NobleSeal CIS	12
NobleSeal SIS	13
Noble Deck™	14
AquaSeal™	15
Chloraloy®	16
RichPan	17
PVC Pan Liner	18
PVC Pan Liner Cut-to-Length.....	19

ADHESIVES / SEALANTS / CLEANERS

20

Adhesives

NobleBond EXT	22
---------------------	----

Sealants

NobleSealant 150	23
NobleSealant 250	23
NobleWeld 100	24
PVC Seam Cement	24

Cleaners

Tub O' Towels®	25
----------------------	----

INSTALLATION ACCESSORIES

26

Thin-Line™ Installation Accessories	28
Preformed Inside Corners.....	29
Preformed Outside Corners.....	29
Positive Weep Protector™	29
NobleFlex® Drain Flashing.....	30
NobleFlex SD Drain Flashing	30
AquaBlue Flashing Mesh.....	31
AquaSeal™ Drain Flashing.....	31
Surround Kit.....	31

NICHES / BENCHES / CURBS / BOARDS

32

Noble Niches	34
Noble Benches	36
Noble Curbs.....	37
NobleBoard.....	38

SLOPES / BASES

40

PRO-SLOPE™ Shower Pre-Slopes

Slopes, Extensions, and Diagrams.....	42
---------------------------------------	----

ProBase® II Multi-Slope™ (MS) Shower Bases

ProBase II Multi-Slope Base Details and Diagrams	44
--	----

ProBase II Multi-Slope (MS) Shower Bases - À La Carte

ProBase II MS Base Options	45
----------------------------------	----

ProBase II Multi-Slope (MS) Shower Base Kits

ProBase II MS Kit Options	46
Pre-Waterproofed ProBase II MS Kit Options	47

ProBase II Single-Slope (SS) Shower Bases

ProBase II Single-Slope Base Details and Diagrams	48
---	----

ProBase II Single-Slope (SS) Base - À La Carte

ProBase II SS Base Options.....	49
---------------------------------	----

ProBase II Single-Slope (SS) Base - Kits

ProBase II SS Kit Options.....	50
Pre-Waterproofed ProBase II SS Kit Options	51

ProBase II Custom Bases

ProBase II Custom Base (72-Hour Program)	52
--	----

ProBase EX

ProBase EX Exterior Deck Sloped Panels	54
--	----

ProBase II Barrier-Free Ramp

ProBase II Barrier-Free Ramp: Pre-Waterproofed	55
--	----

DRAINS

56

Linear Drains

FreeStyle Linear Drain™ Details	58
FreeStyle Linear Drain Diagram	59
FreeStyle Linear Drain with Factory Attached Flashing.....	60
FreeStyle Linear Drain Base Kit	61
FreeStyle Linear Drain Base Kit with Factory Attached Flashing	61
FreeStyle Linear Drain Strainer Kit.....	62
FreeStyle Linear Drain - Mortar Bed Adapter Kit.....	62
FreeStyle Linear Drain Strainer Connector.....	63
Solutions Linear Drain System	64
Solutions Linear Drain Diagram.....	65
ProBase II Cradle for Solutions Linear Drain.....	65

Clamping Ring Drains

FreeStyle Thin-Bed Drain™	66
FreeStyle Thin-Bed Drain Mortar Bed Adapter Kit.....	67
Clamping Ring Drains.....	68

LOAD GUIDE

70

Product Sizes and Weights

Membranes.....	70
Adesives/Sealants/Cleaners	70
Installation Accessories	71
Niches/Benches/Curbs/Boards.....	71-72
Slopes/Bases.....	73-74
Drains	75-77

Terms of Sale

Payment Terms / Freight Terms / Returns	78
---	----

What's New at Noble

ProBase[®] EX

EXTERIOR DECK SLOPED PANELS

- Superior Impact Resistant Honeycomb Composite (*patent pending*)
- Reduces dead load by over 90%
- The BEST High-Quality Exterior Waterproofing

MORE INFO
PAGE 54

Surround Kit

WATERPROOFING FOR TUB OR SHOWER BASE

- Everything needed to waterproof a tub or shower base installation
- For commercial and residential use
- Includes membrane, cap strip, sealant, and flashings

MORE INFO
PAGE 31

Noble Bench 48"

PREFORMED SHOWER BENCHES - 48" WIDE NOW AVAILABLE

- Waterproof and ready for tile
- Durable and lightweight
- Easy to install

MORE INFO
PAGE 36

What's New at Noble

FreeStyle Linear Drain™

WITH FACTORY-APPLIED WATERPROOF FLASHING

- NOW AVAILABLE WITH FACTORY-APPLIED FLASHING
- Low profile and high capacity drainage
- Selection of 7 drain lengths and 4 strainer styles

MORE INFO
PAGE 60

NobleBoard

WATERPROOFING WALL BOARD

- Lightweight, high-density tile backer board that is easy to install
- Can be cut to size with either a utility knife, hand saw, or saw
- Five sizes available

MORE INFO
PAGE 38

NobleSealant 250

LOW VOC WATERPROOFING SEALANT AND SEAMER

- NOW AVAILABLE IN 20 OZ SAUSAGE TUBES
- Low VOC product used for seaming and sealing
- Moisture cure allows for flood testing in 30 minutes to 4 hours

MORE INFO
PAGE 23

Noble Membranes

Since 1964, Noble Company has pioneered the use of sheet membranes in the tile and stone industry. NobleSeal brand sheet membranes (TS, CIS, SIS, Noble Deck) and Chloraloy have a core layer which consists of Chlorinated Polyethylene (CPE), an inherently flexible elastomeric sheet guaranteed not to rot, crack, or deteriorate due to microorganisms. Sheet membranes are available for waterproofing, crack isolation, joint bridging, and sound reduction. Noble sheet membranes save time, money, are easy to install, and provide quality solutions to prevent costly failures. All Noble Company sheet membranes are made in the U.S.A. In 2020, Noble Company added a liquid waterproofing membrane to its offering to complement its sheet membranes.



AquaBlue™

LIQUID WATERPROOFING

1TCNA
Exposure
Classification:

COM
2-3

RES
2-3



WET AREAS

Food Courts
Hotels
Condominiums
Single/Multi-Unit Homes
Health Clubs
Healthcare Facilities
Apartment Buildings
Dormitory/Military

PART NO.	DESCRIPTION	WEIGHT/ UNIT	MIN ORDER	PALLET QTY	PRICE/ UNIT
3503	1.65 gallon pail	22 lbs	6 pails	64 pails	\$150.00
3504	3.3 gallon pail	44 lbs	4 pails	30 pails	\$300.00

FEATURES & BENEFITS

The perfect complement to the 50-year history of Noble Sheet Membranes. AquaBlue by Noble Company provides an easy to apply liquid waterproofing membrane for interior applications where an alternate to sheet waterproofing may be favored.

- Ready to use
- Trowel, roller, or brush application
- Mold and mildew resistant
- Can be used with any Noble Company sheet membrane
- Rectangular shaped pails allow for easy use with a roller

Standard Warranty is 10 years. When used in conjunction with Noble Company Sheet Membranes as the pan material, the warranty of the "system" matches the warranty of the sheet membrane.

Standard shelf life is up to three years from date of manufacture on unopened package. Material over two years old may require additional mixing. Protect from freezing.

DIMENSIONS

Wet Film Thickness: .020 - .025 mils per coat
Total Dry Thickness (two or three coats): .030-.040 mils
Coverage:
1.65 gallon pail = 50-85 sq ft
3.3 gallon pail = 100-165 sq ft

LISTINGS & APPROVALS



- ANSI A118.10 Waterproof Compliant
- ANSI A118.12 Crack Isolation Compliant
- ICC-ES PMG-1059

ANSI A118.10

ANSI A118.12



TEST DATA

PROPERTY	UNITS	AQUABLU
Bond Strength - Initial tensile adhesion	psi	greater than 70 psi
Crack bridging ability - std conditions (73°F)	inch	up to 1/32"
Crack bridging ability - low temperatures (23°F)	inch	up to 1/32"
Tensile adhesion after water contact	psi	greater than 70 psi
Tensile adhesion after heat aging	psi	greater than 70 psi
Tensile adhesion after contact with lime water	psi	greater than 70 psi
Tensile adhesion after contact with chlorine water	psi	greater than 70 psi
Tensile adhesion after freeze/thaw cycles	psi	greater than 70 psi
Water Vapor Transmission (permance)	perms	residential
Release of dangerous substances		(NA) see sds




NobleSeal® TS

WATERPROOFING & CRACK ISOLATION

¹TCNA
Exposure
Classification:

COM
1-5

RES
1-5



ALL WET AREAS

Food Courts
Hotels
Condominiums
Single/Multi-Unit Homes
Health Clubs
Healthcare Facilities
Malls and Plazas
Dormitory/Military

PART NO.	DESCRIPTION	UNITS/ PALLET	QTY/ CTN	PRICE/ SF	PRICE/ UNIT
186	5' × 100' (500 sq ft)	20 units	1	\$2.86	\$1,430.00

FEATURES & BENEFITS

The membrane that set the industry standard for bonded thin-bed waterproofing and crack isolation. Use in wet areas including showers and continuous use steam showers and other interior applications. NobleSeal TS has superior permeation characteristics. With more than 35 years of proven industry performance, NobleSeal TS is installed in some of the world's most prestigious projects.

- Unsurpassed quality and performance
- Suitable for steam showers – impervious to water and vapor (0.15 perms)
- Highest performing crack isolation membrane available:
Bridges more than 1/8" movement
- Sheet membrane: Ensures uniform quality, thickness, and minimizes variables in workmanship
- Lightweight and easy to fold and crease
- Durable and resistant to chemical compounds
- Made from Chlorinated Polyethylene (CPE)
- For best results install with NobleBond EXT as bonding agent
- LIFETIME WARRANTY

DIMENSIONS

Nominal Thickness: 0.030" (0.8mm)

Roll Sizes: 5' × 100' = 500 sq ft

LISTINGS & APPROVALS



- Meets ANSI A118.10 Waterproofing
- ASTM E96 Procedure E 0.15 Perms
- ASTM C627 (Robinson Test) "Extra Heavy"
- ANSI A118.12 (Jig Test)
"High Performance"

TEST DATA

PROPERTY	TEST METHOD	NOBLESEAL TS
Service Requirements	ASTM C627 (Robinson Test)	"Extra Heavy" (cycles 1-14)
Water Vapor Transmission (permeance)	ASTM E96/96M (Procedure E, 100° F @ 90% RH)	0.15 perms
	ASTM E96 (Procedure A, 23° C @ 50% RH)	0.16 perms
Seam Strength	ANSI A118.10	passed
Breaking Strength	ANSI A118.10	passed
Dimensional Stability	ANSI A118.10	passed
Dry Shear Strength (7 day/4 week/12 week)	ANSI A118.10	passed
Wet Shear Strength (7 day/100 day)	ANSI A118.10	passed
Fungus & Microorganism Resistance	ANSI A118.10	no growth
Waterproofness	ANSI A118.10	no moisture
Crack Isolation Performance	ANSI A118.12 (Jig Test)	"High Performance" (>1/8")



NobleSeal® CIS

CRACK ISOLATION & WATERPROOFING

¹TCNA
Exposure
Classification:

COM
1-5

RES
1-5



High-Rise Buildings
Department Stores
Airports
Radiant Heating
Hotels
Condominiums
Single/Multi-Unit Homes
Malls and Plazas
Dormitory/Military

PART NO.	DESCRIPTION	UNITS/ PALLET	QTY/ CTN	PRICE/ SF	PRICE/ UNIT
173*	3' × 50' (150 sq ft)	20 units	2	\$2.86	\$858.00
174*	4' × 50' (200 sq ft)	20 units	2	\$2.86	\$1,144.00
175	6' × 50' (300 sq ft)	24 units	1	\$2.86	\$858.00

* Items marked are packed in qty/carton as indicated.

FEATURES & BENEFITS

Bridges more than 1/8" movement. For use over common substrates including concrete, cured mortar beds, primed gypsum underlayments, many wood subfloors, and radiant heat. A superior membrane with the highest ANSI standard performance rating for crack isolation. With more than 30 years of proven industry performance, NobleSeal CIS is installed in some of the world's most prestigious projects.

- Superior performance for residential and commercial crack protection
- Impervious to water and vapor (0.15 perms)
- Sheet membrane: Ensures uniform quality, thickness, and minimizes variables in overall workmanship
- Lightweight and easy to fold and crease
- Made from Chlorinated Polyethylene (CPE)
- Great solution for OSB and lightweight gypsum underlayments
- Fully compatible with a variety of multi-purpose thin-set bonding agents that meet ANSI A118.4
- For best results install with NobleBond EXT as bonding agent
- LIFETIME PRODUCT WARRANTY
- 10-YEAR CRACK-FREE PERFORMANCE WARRANTY

DIMENSIONS

Nominal Thickness: 0.030" (0.8mm)

Roll Sizes:

3' × 50' = 150 sq ft

4' × 50' = 200 sq ft

6' × 50' = 300 sq ft

LISTINGS & APPROVALS



PMG-1059



FILE #4339

- ASTM C627 (Robinson Test) "Extra Heavy"
- ANSI A118.12 (Jig Test) "High Performance"
- Meets ANSI A118.10 Waterproofing

TEST DATA

PROPERTY	TEST METHOD	NOBLESEAL CIS
Service Requirements	ASTM C627 (Robinson Test)	"Extra Heavy" (cycles 1-14)
Breaking Strength	ANSI A118.10	passed
Dimensional Stability	ANSI A118.10	passed
Shear Strength	ANSI A118.10	passed
Fungus & Microorganism Resistance	ANSI A118.10	no growth
Waterproofness	ANSI A118.10	no moisture
Crack Isolation Performance	ANSI A118.12 (Jig Test)	"High Performance" (>1/8")



NobleSeal® SIS

U.S. Patent No. 6,077,613

SOUND REDUCTION, WATERPROOFING, & CRACK ISOLATION

¹TCNA
Exposure
Classification:

COM
1-3

RES
1-3



High-Rise Buildings
Libraries
Apartment Buildings
Hotels
Condominiums
Single/Multi-Unit Homes
Healthcare Facilities
Dormitory/Military

PART NO.	DESCRIPTION	UNITS/ PALLET	QTY/ CTN	PRICE/ SF	PRICE/ UNIT
162	6' x 33.3' (200 sq ft)	24 units	1	\$4.35	\$870.00

FEATURES & BENEFITS

The superior sound reduction membrane for use under hard surface floors including ceramic and stone tile, and hardwood flooring. Use over common substrates such as concrete, cured mortar beds, tile backer boards, many plywood subfloors, radiant heat, and primed gypsum underlayments. NobleSeal SIS is the only membrane that offers sound reduction, crack isolation, and waterproofing all in one thin sheet.

- Effective impact sound reduction
- Also provides waterproofing and crack isolation
- More than 25 years of proven industry performance
- The thin profile of SIS minimizes elevation, door-jamb, and cabinet height issues
- Excellent for renovations
- Sheet membrane: Ensures uniform quality, thickness, and minimizes variables in overall workmanship
- Made from Chlorinated Polyethylene (CPE)
- For best results install with NobleBond EXT as bonding agent
- LIFETIME WARRANTY

DIMENSIONS

Nominal Thickness: 0.050" (1.25mm)
Roll Sizes: 6' x 33.3' = 200 sq ft


LISTINGS & APPROVALS



- ASTM E492; ASTM E90:
ICC = 62; STC = 59
- ASTM E2179 = 12
- Meets ANSI A118.13 Sound Reduction
- Meets ANSI A118.10 Waterproofing
- ASTM C627 (Robinson Test) "Extra Heavy"
- ANSI A118.12 (Jig Test)
"High Performance"

TEST DATA

PROPERTY	TEST METHOD	NOBLESEAL SIS
Service Requirements	ASTM C627(Robinson Test)	"Extra Heavy" (cycles 1-14)
Breaking Strength	ANSI A118.10	passed
Dimensional Stability	ANSI A118.10	passed
Shear Strength	ANSI A118.10	passed
Fungus & Microorganism Resistance	ANSI A118.10	no growth
Waterproofness	ANSI A118.10	no moisture
Crack Isolation Performance	ANSI A118.12 (Jig Test)	"High Performance" (>1/8")
IIC	ASTM E492-90, ASTM E90-90	62 (modified thin-set mortar, 6"x6" quarry tile)
STC	ASTM E492-90, ASTM E90-91	59 (concrete substrate, 6"x6" quarry tile)
delta IIC	ASTM E2179, ASTM E1007	12 (sound-rated ceiling, 6"x6" quarry tile)



THE SOLITUDE OF HOME

Scan code
to download
brochure






Noble Deck™

EXTERIOR WATERPROOFING & CRACK ISOLATION

¹TCNA
Exposure
Classification:

COM
2-6

RES
2-6



Decks
Plazas
Balconies
Walkways
Pool Decks

PART NO.	DESCRIPTION	UNITS/ PALLET	QTY/ CTN	PRICE/ SF	PRICE/ UNIT
196	6' × 50' (300 sq ft)	24 units	1	\$3.85	\$1,155.00

FEATURES & BENEFITS

The most effective sheet membrane for thin-bed waterproofing and crack isolation of exterior tile installations. For new construction and renovation of concrete decks, plazas, balconies, walkways, etc.

- High performing crack isolation membrane: Bridges more than 1/8" movement
- No need for additional waterproofing
- Sheet membrane: Ensures uniform quality, thickness, and minimizes variables in overall workmanship
- More than 20 years of proven performance
- Suitable over some plywood decks that are covered with backer board or a reinforced mortar bed
- No curing – install tile immediately
- For best results install with NobleBond EXT as bonding agent
- Made from Chlorinated Polyethylene (CPE)
- 10-YEAR PRODUCT WARRANTY

DIMENSIONS

Nominal Thickness: 0.040" (1.0mm)
Roll Sizes: 6' × 50' = 300 sq ft

LISTINGS & APPROVALS



PMG-1059



FILE #4339

- Meets ANSI A118.10 Thin-Bed Waterproofing
- ASTM C627 (Robinson Test) "Extra Heavy"
- ANSI A118.12 (Jig Test) "High Performance"

TEST DATA

PROPERTY	TEST METHOD	NOBLE DECK
Service Requirements	ASTM C627 (Robinson Test)	"Extra Heavy" (cycles 1-14)
Breaking Strength	ANSI A118.10	passed
Dimensional Stability	ANSI A118.10	passed
Shear Strength Water Immersion (7 day)	ANSI A118.10	passed
Fungus & Microorganism Resistance	ANSI A118.10	no growth
Waterproofness	ANSI A118.10	no moisture
Crack Isolation Performance	ANSI A118.12 (Jig Test)	"High Performance" (>1/8")



EXTERIOR DECK GUIDE

Scan code
to download
guide book






AquaSeal™

WATERPROOFING & CRACK ISOLATION

¹TCNA
Exposure
Classification:

COM
2-4

RES
2-4



ALL WET AREAS

Food Courts
Hotels
Condominiums
Single/Multi-Unit Homes
Health Clubs
Healthcare Facilities
Apartment Buildings
Dormitory/Military

PART NO.	DESCRIPTION	UNITS/ PALLET	QTY/ CTN	PRICE/ SF	PRICE/ UNIT
15001	3' × 33.3' (100 sq ft)	81 units	1	\$1.75	\$175.00
15002	3' × 100' (300 sq ft)	36 units	1	\$1.75	\$525.00
15003**	3' × 33.3' (100 sq ft)	9 units	9	\$1.75	\$1,575.00
15004**	3' × 100' (300 sq ft)	9 units	4	\$1.75	\$2,100.00
15005	6' × 66.7' (400 sq ft)	24 units	1	\$1.75	\$700.00

PART NO.	DESCRIPTION	UNITS/ PALLET	QTY/ CTN	PRICE/ CTN	PRICE/ UNIT
15006*	5" × 30' cap strip	36 units	18	\$533.52	\$29.64
15007	5" × 30' cap strip	-	1	-	\$35.60

* Items marked are packed in qty/carton as indicated.

+Items marked are packed in a POP merchandising unit.

FEATURES & BENEFITS

AquaSeal is an ultra-thin, cost-effective sheet membrane for interior waterproofing of floors and walls. Designed for bonded waterproofing applications in both residential and commercial construction. At 16 mils, it is Noble's thinnest membrane. AquaSeal has superior characteristics and more seaming options than other thin waterproofing sheet membranes on the market.

- Thin, lightweight, flexible
- Holds a crease
- Crack isolation when installed with NobleBond EXT
- For commercial and residential use
- Available in 3' and 6' widths
- Can be bonded with modified thin-set or NobleBond EXT
- Translucent, easily see coverage of bonding agent
- Made from Polyethylene
- 10-YEAR PRODUCT WARRANTY

DIMENSIONS

Nominal Thickness: 0.016" (0.4mm)

Roll Sizes:

3' × 33.3' = 100 sq ft

3' × 100' = 300 sq ft

6' × 66.67' = 400 sq ft

5" × 30' Cap Strip

LISTINGS & APPROVALS



- Meets ANSI A118.10 Waterproofing
- ASTM E96 Procedure E less than 0.5 perms
- ASTM C627 (Robinson Test) "Heavy"
- Meets ANSI A118.12 (Jig Test) "High Performance" when installed with NobleBond EXT.

TEST DATA

PROPERTY	TEST METHOD	AQUASEAL
Service Requirements	ASTM C627 (Robinson Test)	"Heavy" (cycles 1-12)
Water Vapor Transmission (permeance)	ASTM E96/96M (Procedure E, 90% RH)	residential
Seam Strength	ANSI A118.10	passed
Breaking Strength	ANSI A118.10	passed
Dimensional Stability	ANSI A118.10	passed
Dry Shear Strength (7 day/4 week/12 week)	ANSI A118.10	passed
Wet Shear Strength (7 day/100 day)	ANSI A118.10	passed
Fungus & Microorganism Resistance	ANSI A118.10	no growth
Waterproofness	ANSI A118.10	no moisture
Crack Isolation Performance	ANSI A118.12 (Jig Test)	"High Performance" (>1/8")




Chloraloy®

CPE SHOWER PAN

¹TCNA
Exposure
Classification:

COM
2-6

RES
2-6



ALL WET AREAS

Food Courts
Hotels
Condominiums
Single/Multi-Unit Homes
Health Clubs
Healthcare Facilities
Malls and Plazas
Dormitory/Military

PART NO.	DESCRIPTION	UNITS/PALLET	QTY/CTN	PRICE/SF	PRICE/UNIT
105	5' × 40' (200 sq ft)	24 units	1	\$3.80	\$760.00
111	6' × 33.3' (200 sq ft)	24 units	1	\$3.80	\$760.00

FEATURES & BENEFITS

The original CPE waterproofing sheet membrane that set the standard for loose-laid shower pans. A record of proven performance with over 55 years of successful installations. Chloraloy is designed for use under full mortar bed installations of ceramic or stone tile and terrazzo. Excellent for use as a shower pan liner or to waterproof roman tubs, steam rooms, bathrooms, and hydrotherapy rooms.

- Unsurpassed barrier to water and vapor
- Proven performance – more than 55 years
- Easy to fabricate and form – holds a crease so corners and folds are tight
- Sheet membrane: Ensures uniform quality, thickness, and minimizes variables in workmanship
- Made from high-grade Chlorinated Polyethylene (CPE)
- LIFETIME WARRANTY

DIMENSIONS

Nominal Thickness: 0.040" (1.0mm)

Roll Sizes:

5' × 40' = 200 sq ft

6' × 33.3' = 200 sq ft

LISTINGS & APPROVALS



FILE #3046

- ASTM D4068 - Grade 1 (0.040" thick)
- ASTM E96 Procedure A 0.07 Perms

TEST DATA

PROPERTY	TEST METHOD	SPECIFICATION	CHLORALOY
Tensile Strength	ASTM D412	1200 (min)	1200
Elongation	ASTM D412	350 (min)	431
100% Modulus	ASTM D412	400 (min)	680
Tear Resistance	ASTM D1004	175 (min)	232
Shore A Hardness (5 sec. interval reading)	ASTM D2240	76 +/- 6	82
Hydrostatic Head - section 615-5	FHA 4900.1	no moisture penetration	passed at 2 ft
Water Vapor Transmission Rate	ASTM E96/96M (Procedure E, 90% RH)	n/a	0.08 perms
	ASTM E96 (Procedure A, 23° C @ 50% RH)	n/a	0.07 perms
Shrinkage	ASTM D1204	5% (max)	2.50%
Low Temperature (Flexibility at -22°F)	ASTM D2136	no cracking / no breaking	passed
Chemical Resistance: Sodium Hydroxide (Weight Change)	ASTM D543	+/- 5% (max)	-3.10%
Microorganism Resistance (Weight Change)	Soil Burial	+/- 5% (max)	-2.70%



RichPan

PVC SHOWER PAN


¹TCNA
Exposure
Classification:

COM
2-4

RES
2-4

ALL WET AREAS

Hotels
Condominiums
Single/Multi-Unit Homes



PART NO.	DESCRIPTION	UNITS/ PALLET	QTY/ CTN	PRICE/ SF	PRICE/ UNIT
125	5' × 50' (250 sq ft)	24 units	1	\$2.11	\$527.50
127	6' × 50' (300 sq ft)	24 units	1	\$2.11	\$633.00

FEATURES & BENEFITS

The waterproofing membrane for loose-laid shower pans. RichPan is designed for use under full mortar bed installations of ceramic or stone tile and terrazzo. Designed for use as a shower pan liner.

- Barrier to water and vapor
- Sheet membrane: Ensures uniform quality, thickness, and minimizes variables in workmanship
- Made from pure, flexible Polyvinyl Chloride (PVC)
- 5-YEAR PRODUCT WARRANTY

DIMENSIONS

Nominal Thickness: 0.040" (1.0mm)

Roll Sizes:

5' × 50' = 250 sq ft

6' × 50' = 300 sq ft

LISTINGS & APPROVALS



- ASTM D4551

TEST DATA

PROPERTY	TEST METHOD	SPECIFICATION	RICHPAN
Tensile Strength	ASTM D4551	80 lbs (min)	109 lbs
Tensile Strength at 100% elongation	ASTM D4551	40 lbs (min)	47 lbs
Ultimate elongation before breaking	ASTM D4551	300% (min)	388%
Tear Resistance	ASTM D4551	250 lbs (min)	298 lbs
Pinholes	ASTM D4551	none	none
Microorganism Resistance	ASTM D4551	no growth	passed
Shrinkage at 158° F	ASTM D4551, ASTM 1204	5%	2%
Volatility	ASTM D4551	1.5 max	none
Chemical Resistance: distilled water	ASTM D4551	+1%	negligible
Chemical Resistance: soapy water	ASTM D4551	+2%	0.30%
Chemical Resistance: alkali	ASTM D4551	pass	passed
Hydrostatic Pressure: original condition	ASTM D4551	pass	passed
Hydrostatic Pressure: after folding test	ASTM D4551	pass	passed
Hydrostatic Pressure: after puncture test	ASTM D4551	pass	passed
Hydrostatic Pressure: after indentation test	ASTM D4551	pass	passed



PVC Shower Pan Liner

PVC SHOWER PAN


¹TCNA
Exposure
Classification:

COM
2-4

RES
2-4

ALL WET AREAS

Hotels
Condominiums
Single/Multi-Unit Homes



PART NO.	DESCRIPTION	UNITS/ PALLET	QTY/ CTN	PRICE/ SF	PRICE/ UNIT
1357	4' x 50' (200 sq ft) 40 mil	24 units	1	\$1.50	\$300.00
1358	4' x 100' (400 sq ft) 40 mil	15 units	1	\$1.50	\$600.00
1351	5' x 50' (250 sq ft) 40 mil	24 units	1	\$1.50	\$375.00
1352	5' x 100' (500 sq ft) 40 mil	15 units	1	\$1.50	\$750.00
1353	6' x 50' (300 sq ft) 40 mil	24 units	1	\$1.50	\$450.00
1354	6' x 100' (600 sq ft) 40 mil	15 units	1	\$1.50	\$900.00
1359	5' x 50' (250 sq ft) 30 mil	24 units	1	\$1.32	\$330.00
1360	6' x 50' (300 sq ft) 30 mil	24 units	1	\$1.32	\$396.00

FEATURES & BENEFITS

The waterproofing membrane for loose-laid shower pans. PVC Pan Liner is designed for use under full mortar bed installations of ceramic or stone tile and terrazzo. Designed for use as a shower pan liner.

- 40 mil (gray) / 30 mil (black)
- Flexible and elastic
- Made from flexible Polyvinyl Chloride (PVC) containing recycled content
- 5-YEAR PRODUCT WARRANTY

DIMENSIONS

Nominal Thickness: 0.040" (1.0mm) **or** *0.030" (0.8mm)

Roll Sizes:

4' x 50' = 200 sq ft	4' x 100' = 400 sq ft
5' x 50' = 250 sq ft	5' x 100' = 500 sq ft
6' x 50' = 300 sq ft	6' x 100' = 600 sq ft

LISTINGS & APPROVALS



- ASTM D4551

TEST DATA

PROPERTY	TEST METHOD	SPECIFICATION	PVC PAN LINER
Tensile Strength	ASTM D4551	80 lbs (min)	109 lbs
Tensile Strength at 100% elongation	ASTM D4551	40 lbs (min)	47 lbs
Ultimate elongation before breaking	ASTM D4551	300% min	388%
Tear Resistance	ASTM D4551	250 psi (min)	298 psi
Pinholes	ASTM D4551	none	none
Micro-organism Resistance	ASTM D4551	no growth	passed
Shrinkage	ASTM D4551, ASTM 1204	5%	2%
Volatile loss at 158° F	ASTM D4551	1.5 max	none
Chemical Resistance: distilled water	ASTM D4551	+1%	negligible
Chemical Resistance: soapy water	ASTM D4551	+2%	0.30%
Chemical Resistance: alkali	ASTM D4551	pass	passed
Hydrostatic Pressure: original condition	ASTM D4551	pass	passed
Hydrostatic Pressure: after folding test	ASTM D4551	pass	passed
Hydrostatic Pressure: after puncture test	ASTM D4551	pass	passed
Hydrostatic Pressure: after indentation test	ASTM D4551	pass	passed



PVC Shower Pan Liner

CUT-TO-LENGTH

¹TCNA
Exposure
Classification:

COM
2-4

RES
2-4

ALL WET AREAS

Hotels
Condominiums
Single/Multi-Unit Homes



PART NO.	DESCRIPTION	QTY/ CTN	PRICE/ SF	PRICE/ UNIT	PRICE/ CTN
1361	PVC, Cut-to-Length (5'x6')	9	\$2.04	\$61.20	\$550.80
1362	PVC, Cut-to-Length (5'x8')	4	\$2.04	\$81.60	\$326.40
1363	PVC, Cut-to-Length (6'x10')	4	\$2.04	\$122.40	\$489.60

FEATURES & BENEFITS

Convenience, easy-in/easy-out, and touch-free service are all things that have become popular over the last year. To that end, Noble Company is now making it easy to purchase PVC for a shower pan. Most common shower sizes can be accommodated by the three different cut-to-length rolls being offered. The material is packaged in a poly-bag to add protection of the material during handling.

- 40 mil (gray)
- Flexible and elastic
- Made from flexible Polyvinyl Chloride (PVC) containing recycled content
- 5-YEAR PRODUCT WARRANTY

DIMENSIONS

Nominal Thickness: 0.040" (1.0mm)

Roll Sizes:

5' x 6' = 30 sq ft

5' x 8' = 40 sq ft

6' x 10' = 60 sq ft

LISTINGS & APPROVALS



- ASTM D4551

TEST DATA

PROPERTY	TEST METHOD	SPECIFICATION	PVC PAN LINER
Tensile Strength	ASTM D4551	80 lbs (min)	109 lbs
Tensile Strength at 100% elongation	ASTM D4551	40 lbs (min)	47 lbs
Ultimate elongation before breaking	ASTM D4551	300% min	388%
Tear Resistance	ASTM D4551	250 psi (min)	298 psi
Pinholes	ASTM D4551	none	none
Micro-organism Resistance	ASTM D4551	no growth	passed
Shrinkage	ASTM D4551, ASTM 1204	5%	2%
Volatile loss at 158° F	ASTM D4551	1.5 max	none
Chemical Resistance: distilled water	ASTM D4551	+1%	negligible
Chemical Resistance: soapy water	ASTM D4551	+2%	0.30%
Chemical Resistance: alkali	ASTM D4551	pass	passed
Hydrostatic Pressure: original condition	ASTM D4551	pass	passed
Hydrostatic Pressure: after folding test	ASTM D4551	pass	passed
Hydrostatic Pressure: after puncture test	ASTM D4551	pass	passed
Hydrostatic Pressure: after indentation test	ASTM D4551	pass	passed

Noble

- ***Adhesives***

- ***Sealants***

- ***Cleaners***

Products that bring out the best in Noble Company membrane, drain, and foam product installations. NobleSealant provides for seaming and sealing of membranes, niches, or drains, while NobleSealant 250 offers a practical method for sealing of wall joints and transitions in an AquaBlue installation. NobleBond EXT offers a high-strength, water-resistant bond in NobleSeal sheet membrane installations. These accessory products have stood the test of time and are used in some of the world's most prestigious projects and developments.



NobleBond EXT

SHEET MEMBRANE BONDING



SIZES

1 gallon and 4 gallon pails
Coverage: approximately 75-90 sq. ft. / gallon

PART NO.	DESCRIPTION/ COVERAGE	QTY/ PALLET	QTY/ CTN	PRICE/ UNIT	PRICE/ CTN
3391	1 gallon (75-90 sq ft)	180	4	\$93.60	\$374.40
339	4 gallon (300-360 sq ft)	48	1	\$280.80	\$280.80

FEATURES & BENEFITS

Wet-set adhesive for bonding NobleSeal and Noble Deck sheet membranes in interior and exterior applications, including showers. NobleBond EXT is a high-strength, water resistant adhesive with a fast cure time making it ideal for horizontal and vertical surfaces. Contains antimicrobial protection which inhibits the growth of mildew and bacteria. Can be used over cured concrete, cementitious backer boards, plywood that has not been chemically treated, terrazzo substrates, and more. NobleBond EXT can also be used with radiant heating systems.

SHELF LIFE

Maximum shelf life of two years from date of manufacture on unopened package. Protect from freezing.



NobleSealant 150

WATERPROOFING SEALANT AND SEAMER



PART NO.	DESCRIPTION/ COVERAGE	QTY/ CTN	PRICE/ UNIT	PRICE/ CTN
320	10.3 oz tube ($\frac{3}{16}$ " bead ~ 40 lin ft)	10	\$36.40	\$364.00

FEATURES & BENEFITS

Polymeric waterproof sealant for seaming sheet membranes together. Can be used as a concealed terminal edge sealant. Also used to spot bond sheets to vertical or horizontal surfaces or to bond preformed corners to membranes, studs, etc.

- Excellent resistance to ozone, sunlight, and weathering
- Adheres to wood, metal, concrete, glass, plastic, and rubber
- Synthetic co-polymer rubber – high solids
- Unaffected by exposure to water after it has cured
- Broad temperature use range (-65° F to 122° F)
- *NOT for use with foam products*

SIZES

Available in 10.3 oz tubes
Coverage: approximately 40 linear feet per tube ($\frac{3}{16}$ " bead)

SHELF LIFE

Maximum shelf life of three years from date of manufacture on unopened package. Protect from freezing.



NobleSealant 250 *Low VOC*

WATERPROOFING SEALANT AND SEAMER



PART NO.	DESCRIPTION/ COVERAGE	QTY/ CTN	PRICE/ UNIT	PRICE/ CTN
3200	10.3 oz tube ($\frac{3}{16}$ " bead ~ 40 lin ft)	12	\$36.40	\$436.80
3220	20 oz sausage tube ($\frac{3}{16}$ " bead ~ 80 lin ft)	12	\$56.82	\$681.84

FEATURES & BENEFITS

Thermosetting elastomeric hybrid polymer that is unaffected by water when cured. It is a low VOC product used for seaming and sealing. Material is a moisture cure product which can allow for flood testing in 30 minutes to 4 hours depending on environmental conditions.

- Low VOC
- Seam Noble bonded sheet membranes (TS, CIS, SIS, ND, AS)
- Seal penetrations in the sheet membrane
- Fills cracks, voids and seams prior to using a liquid waterproofing material
- Provides seal between waterproof membrane and Noble drain body

SIZES

Available in 10.3 oz tubes and 20 oz sausage tubes
Coverage:
10.3 oz: approximately 40 linear feet per tube ($\frac{3}{16}$ " bead)
20 oz: approximately 80 linear feet per tube ($\frac{3}{16}$ " bead)

SHELF LIFE


Maximum shelf life of one year from date of manufacture on unopened package. Protect from freezing.

NobleSealant 250 cannot be used with Chloraloy or PVC.



NobleWeld 100

WATERPROOFING SEAMER AND SEALANT



SHELF LIFE

Maximum shelf life of three years from date of manufacture on unopened package. Protect from freezing.

PART NO.	DESCRIPTION/ COVERAGE	QTY/ CTN	PRICE/ UNIT	PRICE/ CTN
311	Pint (50 lin ft ~ 3" seam)	6	\$25.48	\$152.88

FEATURES & BENEFITS

Solvent welding system for seaming sheets of Chloraloy

- Chemically fuses bare CPE sheets
- Provides high-strength seam

SIZES

1 pint container
Coverage: approximately 50 linear feet / pint



PVC Seam Cement

WATERPROOFING SEAMER AND SEALANT



SHELF LIFE

Maximum shelf life of three years from date of manufacture on unopened package. Protect from freezing.

PART NO.	DESCRIPTION/ COVERAGE	QTY/ CTN	PRICE/ UNIT	PRICE/ CTN
308	Pint (50 lin ft ~ 3" seam)	6	\$23.80	\$142.80

FEATURES & BENEFITS

Solvent welding system for seaming sheets of RichPan or PVC Pan Liner

- Chemically fuses bare PVC sheets
- Provides high-strength seam

SIZES

1 pint container
Coverage: approximately 50 linear feet / pint



Tub O' Towels®

HEAVY DUTY CLEANING WIPES



PART NO.	DESCRIPTION/ COVERAGE	QTY/ CTN	PRICE/ UNIT	PRICE/ CTN
3743	90-Count Dispenser with Display	6	\$27.00	\$162.00
3747	Single-Pack Refills for Gravity Feed Dispenser	350	\$208.00	\$208.00
3748	Gravity Feed Dispenser with 100-Count Single Wipes	1	\$130.00	\$130.00

SHELF LIFE

Maximum shelf life of one year from date of manufacture on unopened package. Protect from freezing.

SIZE

- 90-Count Canister
- Single Packs

FEATURES & BENEFITS

Tub O' Towels industrial-strength wipes are specially formulated to be tough on grease, tar, ink, paint, dirt, grime, and many other messes. While designed to clean thousands of surfaces including tile, tools, metal, leather, floors, walls, auto interiors and exteriors, and so much more, these wipes are also excellent at cleaning your hands.

Noble Installation Accessories

Noble Company's installation accessory items address the most challenging installation requirements. Thin-Line corners minimize build up and provide a timely method to address waterproofing concerns at corners and changes of planes. The patented NobleFlex and NobleFlex SD offer a simple solution to transition to a drain. AquaSeal accessories are designed to complete a liquid waterproof membrane installation.



Thin-Line™


INSTALLATION ACCESSORIES

PART NO.	DESCRIPTION	QTY/CTN	PRICE/UNIT	PRICE/CARTON	INDIVIDUAL	
					UNIT QTY	UNIT PRICE
2769	Inside Corner - Sleeve	(1) 2 pk	\$10.40	\$20.80	-	-
2765	Inside Corner - Bulk	50	\$6.90	\$345.00	1	\$8.25
2770	Outside Corner - Sleeve	(1) 2 pk	\$10.40	\$20.80	-	-
2772	Outside Corner - Bulk	50	\$6.90	\$345.00	1	\$8.25
2705	45° Inside Corner	50	\$9.75	\$487.50	1	\$11.75
2706	130° Outside Corner	50	\$9.75	\$487.50	1	\$11.75
2734	Mixing Valve Collar - Sleeve	1	\$19.24	\$19.24	-	-
2737	Mixing Valve Collar - Bulk	50	\$13.50	\$675.00	1	\$16.25
2731	Pipe Collar - Sleeve	1	\$13.50	\$13.50	-	-
2730	Pipe Collar - Bulk	50	\$8.05	\$402.50	1	\$9.65

FEATURES & BENEFITS

Thin-Line Installation Accessories are ultra-thin and protect against leaks at vulnerable areas, including dams, outside corners, and penetrations. Use with bondable membranes (*NobleSeal TS, NobleSeal CIS, NobleSeal SIS, Noble Deck, AquaSeal*).


Thin-Line Inside Corner PREFORMED SHOWER CORNERS



SIZE

2 1/8" high × 4 3/4" deep × 4 3/4" wide
Nominal thickness: 0.024"


Thin-Line 45° Inside Corner PREFORMED SHOWER CORNERS



SIZE

2 1/8" high × 4 3/4" deep × 4 3/4" wide
Nominal thickness: 0.024"


Thin-Line Outside Corner PREFORMED SHOWER CORNERS



SIZE

2 3/8" high × 6 3/4" deep × 6 3/4" wide
Nominal thickness: 0.024"

Thin-Line 130° Outside Corner PREFORMED SHOWER CORNERS



SIZE

2 3/8" high × 6 3/4" deep × 6 3/4" wide
Nominal thickness: 0.024"


Thin-Line Pipe Collar PREFORMED WATERPROOFING COLLAR



SIZE

4 3/4" high × 4 3/4" wide × 1/2" I.D.
Nominal thickness: 0.024"

Thin-Line Mixing Valve Collar PREFORMED WATERPROOFING COLLAR




SIZE

9 3/4" high × 9 3/4" wide × 1 1/4" I.D.
Nominal thickness: 0.024"



CPE/PVC Corners

PREFORMED SHOWER CORNERS



SIZES

Inside Corners:
3 1/4" high x 3 1/4" deep x 4 3/4" wide

Outside Corners:
3 1/8" high x 5 3/4" diameter

PART NO.	DESCRIPTION	QTY/ CTN	PRICE/ UNIT	PRICE/ CARTON	QTY/ CTN	PRICE/ UNIT
2748	Inside Corner - CPE	25	\$9.00	\$225.00	1	\$10.00
2746	Inside Corner - CPE	50	\$8.45	\$422.50	-	-
2747	Outside Corner - CPE	25	\$10.40	\$260.00	1	\$12.50
2745	Outside Corner - CPE	50	\$9.50	\$475.00	-	-
275	Outside Corner - PVC	25	\$10.15	\$253.75	1	\$12.20
275	Outside Corner - PVC	50	\$9.90	\$495.00	-	-

FEATURES & BENEFITS

Inside Corners provide a waterproof connection at the lap corner to protect against leaks. Made from either Chlorinated Polyethylene (CPE) or Polyvinyl Chloride (PVC), they will not rot, crack, or deteriorate due to microorganisms.

Outside Corners protect against leaks at dams, over curbs, and outside corners. These corners allow for a quicker, watertight installation.

CPE corners are to be used with Chloraloy, and "fleece" sheet membranes.


PVC corners are to be used with RichPan or PVC Pan Liner.

NOTE: Use ONLY NobleSealant 150 on CPE/PVC Outside Corners



Positive Weep Protector™

DRAINAGE SOLUTION



SIZES

One size fits all.

Outside Diameter:
10" OD with perforation to adjust to 8 1/4" OD

Inside Diameter:
2 1/2" ID with perforation to adjust to 4" ID

PART NO.	DESCRIPTION	QTY/ CTN	PRICE/ UNIT	PRICE/ CARTON
214	Positive Weep Protector	25	\$8.60	\$215.00

*Sold in full cartons only.

FEATURES & BENEFITS

Keeps weep holes in clamping ring open to facilitate drainage and helps prevent mortar bed saturation. The Positive Weep Protector from Noble Company is an easy to install, permanent solution to any full mortar bed installation, and is included in every PRO-SLOPE™ kit.



NobleFlex®

DRAIN FLASHING



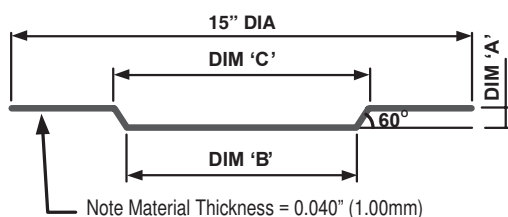
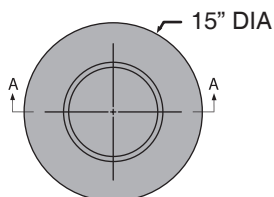
FILE #4339



SIZES

3/4" Deep
1 1/8" Deep
1 1/2" Deep
1 3/4" Deep
2" Deep

Custom sizes available with
minimum quantity order.



DIM A	DIM B	DIM C
3/4"	8.5"	9.3"
1 1/8"	8.5"	9.8"
1 1/2"	8.5"	10.2"
1 3/4"	8.5"	10.5"
2"	8.5"	10.8"

					INDIVIDUAL	
PART NO.	DESCRIPTION	QTY/ CTN	PRICE/ UNIT	PRICE/ CARTON	QTY/ CTN	PRICE/ UNIT
FLASHING						
250	¾" depth	10	\$42.90	\$429.00	1	\$53.00
251	1⅛" depth	10	\$42.90	\$429.00	1	\$53.00
252	1½" depth	10	\$42.90	\$429.00	1	\$53.00
240	1¾" depth	10	\$44.85	\$448.50	1	\$56.00
242	2" depth	10	\$44.85	\$448.50	1	\$56.00
TOOL						
2501	¾" foam tool	10	\$6.90	\$69.00	-	-
2511	1⅛" foam tool	10	\$9.10	\$91.00	-	-
2521	1½" foam tool	10	\$9.10	\$91.00	-	-
2401	1¾" foam tool	7	\$10.14	\$70.98	-	-
2532	2" foam tool	6	\$16.90	\$101.40	-	-



NobleFlex® SD

SOLID DIVOT DRAIN FLASHING

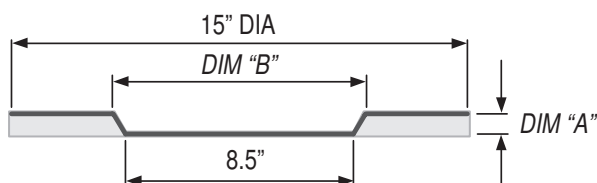
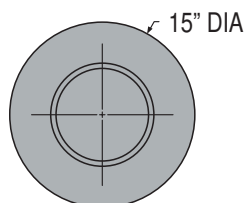


FILE #4339



SIZES

3/4" Deep, 1 1/8" Deep, 1 1/2" Deep



DIMENSION A	DIMENSION B
3/4"	9.3"
1 1/8"	9.8"
1 1/2"	10.2"

PART NO.	DESCRIPTION	QTY/ CTN	PRICE/ UNIT	PRICE/ CARTON	INDIVIDUAL	
					QTY/ CTN	PRICE/ UNIT
25001	3/4" depth	14	\$54.96	\$769.44	1	\$63.20
25101	1 1/8" depth	10	\$61.72	\$617.20	1	\$70.98
25201	1 1/2" depth	7	\$63.08	\$441.56	1	\$72.54

FEATURES & BENEFITS

Provides smooth transition of thin-set waterproofing sheet membrane to a clamping ring drain. Enables the use of Noble bonded membranes (ANSI A118.10) with traditional clamping ring drains. Also facilitates membrane to drain transition when the drain is set too low. Provides an alternative to "integrated bonding flange" drains.



AquaBlue™ FLASHING MESH



PART NO.	DESCRIPTION/ COVERAGE	QTY/ CTN	PRICE/ UNIT	PRICE/ CTN	INDIVIDUAL	
					QTY/ CTN	PRICE/ UNIT
3505	AquaBlue Flashing Mesh	18	\$61.50	\$1,107.00	1	\$65.50

SIZES


4" × 180 lineal feet

FEATURES & BENEFITS

Lightweight roll flashing material with superior strength and the ability to bridge most gaps or voids in common construction. For use as a bridging material at change of planes when using AquaBlue liquid membrane.



AquaSeal™ DRAIN FLASHING



PART NO.	DESCRIPTION/ COVERAGE	QTY/ CTN	PRICE/ UNIT	PRICE/ CTN	INDIVIDUAL	
					QTY/ CTN	PRICE/ UNIT
3506	AquaSeal Drain Flashing	10	\$20.00	\$200.00	1	\$22.00

SIZES

10" OD / 2½" ID

FEATURES & BENEFITS

Drain flashing for use with AquaBlue liquid membrane. When using AquaBlue on the shower pan, the AquaSeal Drain Flashing provides for a waterproof transition at the drain. Flashing is bonded with modified thin-set or NobleSealant 250.



Surround Kit WATERPROOFING FOR TUB OR SHOWER BASE



PART NO.	PRODUCT	DESCRIPTION	PRICE/ UNIT
3600	Surround Kit	Waterproofing for Tub or Shower Base Installation	\$211.89

FEATURES & BENEFITS

Noble Company's Surround Kit is a packaged kit with everything you need to waterproof from the Tub or Shower Base Deck to the ceiling lid.

INCLUDED IN KIT

Kit includes: (1) 3' × 33.3' roll of AquaSeal, (1) 5" × 16.5' roll of AquaSeal Cap Strip, (1) 10.3 oz tube of NobleSealant 250, (1) Thin-Line Pipe Collar, (1) Thin-Line Mixing Valve Collar

Noble Niches

Noble Benches

Noble Curbs

NobleBoard

Adding storage space within a shower environment is becoming more common. Noble Company has the solution with the industry's widest range of preformed, waterproof, ready-to-tile niches. Custom sizes and configurations can be accommodated through special order. Within the shower space, add one of many different shapes and configurations to increase comfort and utility. Benches can be installed during the installation process or into an existing shower to add space for seating, shaving, or storage. NobleBoard provides a light-weight installation option for waterproofing shower walls.



Noble Niches

SHOWER RECESSES

PART NO.	DESCRIPTION	QTY/ CTN	PRICE/ UNIT	PRICE/ CARTON	BUNDLE QTY	PRICE/ UNIT	PRICE/ BUNDLE
278	Spice Rack	1	\$96.20	\$96.20	3	\$87.10	\$261.30
2782	Two-Shelf Corner - 8'	1	\$468.66	\$468.66	-	-	-
2781	Four-Shelf Corner - 8'	1	\$468.66	\$468.66	-	-	-
2841	301 Square	1	\$88.13	\$88.13	4	\$76.38	\$305.52
2861	302 Peaked	1	\$111.16	\$111.16	3	\$98.80	\$296.40
2871	303 Wide Arch Combo	1	\$109.20	\$109.20	3	\$95.21	\$285.63
2881	304 Wide Combo	1	\$102.50	\$102.50	3	\$90.28	\$270.84
2885	Double Square	1	\$141.06	\$141.06	3	\$120.98	\$362.94
2901	305 Narrow Combo	1	\$93.60	\$93.60	4	\$81.90	\$327.60
2891	306 Narrow Arch Combo	1	\$91.00	\$91.00	4	\$83.20	\$332.80
2921	308 Soap Dish	1	\$68.90	\$68.90	4	\$59.90	\$239.60
2941	314 Rectangle	1	\$105.00	\$105.00	3	\$90.05	\$270.15
2942	Tall - 31.5"	1	\$158.60	\$158.60	3	\$150.80	\$452.40
2943	Tall - 48"	1	\$260.00	\$260.00	3	\$180.04	\$540.12

Pallet pricing available upon request.

FEATURES & BENEFITS

Preformed, waterproof, and ready to tile, these shower niches from Noble Company put the finishing touch to any custom project. Made from durable, lightweight materials, and install in minutes without penetration of the Niche. No outside edges to feather. Available in custom shapes and sizes with minimum quantity orders.

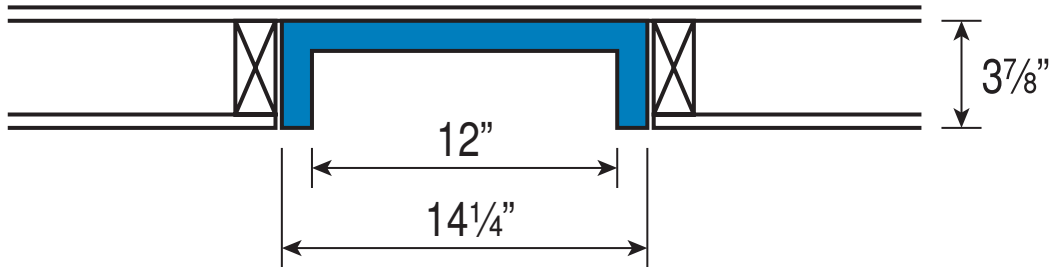




Noble Niches


















SHOWER RECESSES

SIZES Sizes represent Rough-In Dimensions - Depth is 3 7/8"



Noble Niches are designed to fit into a stud cavity of two-by-four studs spaced at 16" on center. No additional framing is required. No fasteners are required.


SELECTION Custom sizes available upon request

 308 Soap Dish #2921 8 1/4" W x 8 1/4" H	 *Adjustable Shelf 314 Rectangular Includes 1 adjustable shelf	 314 Rectangle* #2941 14 1/4" W x 22 1/2" H	 304 Wide Combo #2881 14 1/4" W x 22 1/2" H	 301 Square #2841 14 1/4" W x 14 1/2" H
 #2781 Four-Shelf Corner 12 3/4" W x 96" H	 *Adjustable Shelf Tall - 31.5" Includes 2 adjustable shelves	 Tall - 31.5" #2942 14 1/4" W x 31 1/2" H	 305 Narrow Combo #2901 8 1/4" W x 22 1/2" H	 303 Wide Arch Combo #2871 14 1/4" W x 22 1/2" H
 #2782 Two-Shelf Corner 12 3/4" W x 96" H	 *Adjustable Shelf Tall - 48" Includes 3 adjustable shelves	 Tall - 48" #2943 14 1/4" W x 48" H	 Spice Rack #278 14 1/4" W x 16 1/4" H	 306 Narrow Arch Combo #2891 8 1/4" W x 22 1/2" H
			 Double Square #2885 14 1/4" W x 27 3/4" H	 302 Peaked #2861 14 1/4" W x 22 1/2" H



Noble Benches

SHOWER BENCHES



PART NO.	DESCRIPTION	QTY/ CTN	PRICE/ UNIT	PRICE/ CARTON	INDIVIDUAL	
					QTY/ CTN	PRICE/ UNIT
400	Small Triangle	2	\$170.00	\$340.00	1	\$204.00
402	Large Triangle	2	\$220.00	\$440.00	1	\$264.00
404	Square	-	-	-	1	\$192.50
406	Curved	-	-	-	1	\$305.00
411	36" Large	-	-	-	1	\$322.50
412	36" Small	-	-	-	1	\$252.50
4004	48" Large	-	-	-	1	\$475.00
409	48" Small	-	-	-	1	\$375.00
414	Triangle Shelf	-	-	-	1	\$237.50

Custom sizes available upon request.

FEATURES & BENEFITS


Preformed, waterproof, and ready to tile, Noble Benches are a convenient addition to any custom shower. Can be cut and combined to create custom seating in any shower or wet area. Made from durable, lightweight materials, they are easy to install. Available in custom shapes and sizes with minimum quantity orders (*No custom sizes available for Shelf Bench*).

Shelf Bench seat is made from Extruded Polystyrene (XPS), coated with acrylic polymer finish for thin-set installation of ceramic or stone tile and supported with a high-quality aluminum frame.


SIZES



CURVED BENCH
Item #406
15½" R x 20" H




SMALL TRIANGLE BENCH
Item #400
15½" D x 22" W x 20" H



LARGE TRIANGLE BENCH
Item #402
23" D x 32½" W x 20" H




SQUARE BENCH
Item #404
11½" D x 11½" W x 20" H



SMALL RECTANGLE BENCH - 36
Item #412
11½" D x 36" W x 20" H




LARGE RECTANGLE BENCH - 36
Item #411
15½" D x 36" W x 20" H




- 400 lb. load capacity • Durable • Lightweight •
- Can be tiled off-site • Quick and easy installation •
- No mortar to cure • Fasten frame, insert, secure & tile •
- Aluminum frame with high-strength XPS seat •

U.S. Patent No. 8,225,435 • Canadian Patent No. 2649450

SHELF BENCH
Item #414
22 7/8" D x 32 5/16" W x 4" H



SMALL RECTANGLE BENCH - 48
Item #409
11½" D x 48" W x 20" H




LARGE RECTANGLE BENCH - 48
Item #4004
15½" D x 47¾" W x 20" H



Noble Curbs

CURB OVERLAYS & SOLID CURBS



PART NO.	DESCRIPTION	QTY/ CTN	PRICE/ UNIT	PRICE/ CARTON	INDIVIDUAL	
					QTY/ CTN	PRICE/ UNIT
285	203 Overlay 3'	6	\$51.36	\$308.16	1	\$61.63
280	201 Overlay 4'	6	\$67.60	\$405.60	1	\$81.12
281	205 Overlay 5'	6	\$85.28	\$511.68	1	\$102.34
3001	Solid 3'	3	\$55.13	\$165.39	1	\$61.25
3002	Solid 4'	3	\$60.75	\$182.25	1	\$67.50
3003	Solid 5'	3	\$87.19	\$261.57	1	\$96.88
3013	Solid 6'	3	\$141.75	\$425.25	1	\$157.50

Custom sizes available upon request.
*Sold in full cartons only.

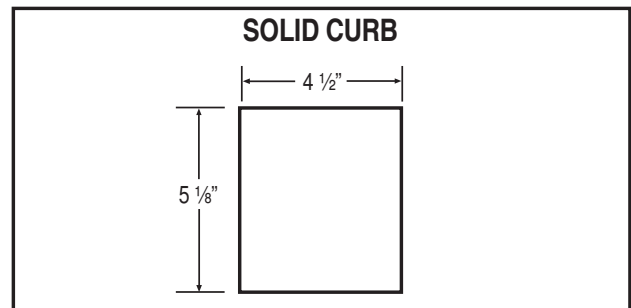
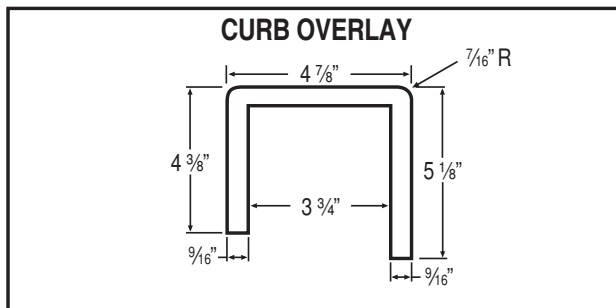
FEATURES & BENEFITS

Creates a tileable surface over the dam. Made from Expanded Polystyrene (EPS) and coated with acrylic polymer finish for thin-set installation of ceramic or stone tile. Easy to install, eliminates need for penetrations of the shower pan liner inside or on top of the dam. Lightweight, durable, and easily cut to size. Custom sizes are also available with minimum quantity orders.

SIZES

CURB OVERLAY: 3', 4', 5' and 8' lengths.*
SOLID CURB: 3', 4', 5' and 6' lengths.*



*Custom sizes with minimum quantity order.



Note: Actual dimensions may vary +/- 1/8".

Curb Overlays are used for full mortar bed installations when using a pan liner.
Designed for use over loose-laid pan liner with two-by-fours.


Solid Curbs are used for thin-bed installations using a bonded sheet membrane or liquid-applied membrane.
Membrane should wrap over the curb and terminate at floor.





NobleBoard

WATERPROOFING WALL BOARD



PART NO.	PRODUCT	DESCRIPTION	PRICE/ UNIT	BUNDLE QTY	PALLET QTY
236605	NobleBoard	36" × 60" × 1/2"	\$67.05	5 pcs	90 pcs
2366025	NobleBoard	36" × 60" × 1/4"	\$59.09	n/a	100 pcs
248602	NobleBoard	48" × 60" × 2"	\$143.27	n/a	22 pcs
248605	NobleBoard	48" × 60" × 1/2"	\$113.64	n/a	90 pcs
248965	NobleBoard	48" × 96" × 1/2"	\$140.91	5 pcs	55 pcs
2481625	Screws	#8 1 5/8" PH	\$138.64	1000 pcs	-
248125	Washers	1 1/4" diameter, 4 prong	\$204.55	1000 pcs	-
248100	Combo Pack	Screws & Washers	\$50.00	100 each	-

FEATURES & BENEFITS

NobleBoard is a lightweight, high-density tile backer board that is quick and easy to install. The 100% waterproof XPS (extruded polystyrene) core is resistant to vapor pressure and does not support mold growth. The XPS core is sandwiched between two layers of tightly woven mesh and cementitious coating.

- 1/4" Thick board can be used for countertops as well as a subfloor under tile installation.
- 1/2" Thick board can be used for shower and tub walls, backsplashes, or a tiled wall.
- 2" Thick board can be used for building and configuring benches and other shower accessories including shelves and ledges.
- NobleBoard can accommodate large-format tiles, stone, glass, or mosaics.
- NobleBoard is able to be cut to size with either a utility knife, hand saw, or small power saw.
- Available Lifetime Warranty when used in conjunction with Noble Company ProBase II Shower Base system to gain a lifetime warranty.

SIZES



NOBLEBOARD
#236605
36" × 60" × 1/2"



NOBLEBOARD
#2366025
36" × 60" × 1/4"



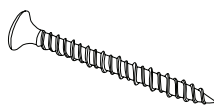
NOBLEBOARD
#248602
48" × 60" × 2"



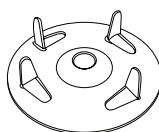
NOBLEBOARD
#248605
48" × 60" × 1/2"



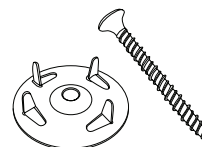
NOBLEBOARD
#248965
48" × 96" × 1/2"



SCREWS (1,000 PIECES)
#2366025
#8 1 5/8" PH



WASHERS (1,000 PIECES)
#248602
1 1/4" diameter, 4 prong



COMBO PACK (100 EACH)
#248605
Screws and Washers

Noble

- ***Slopes***

- ***Bases***

It all starts with a solid foundation. PRO-SLOPE has a long-standing legacy as the go-to pre-slope product for a full mortar bed installation. ProBase II shower base system from Noble Company provides the industry's greatest impact resistant surface to accommodate code approved slope to drain. ProBase II is available in either a single-slope for use with a linear drain and large format tile or multi-slope for a point drain and smaller format tile solutions. ProBase II can also be customized to fit any configuration.



PRO-SLOPE™

CODE REQUIRED PRE-SLOPE




PART NO.	DESCRIPTION	QTY/ CTN	PRICE/ UNIT	PRICE/ CARTON
210	4040: 40" × 40"	6	\$68.90	\$413.40
213	6060: 60" × 60"	4	\$149.50	\$598.00
212	20" × 40" Flat Extensions	10	\$36.40	\$364.00
2121	20" × 40" Tapered Extensions	8	\$45.50	\$364.00
2131	30" × 60" Flat Extensions	6	\$92.30	\$553.80
2132	30" × 60" Tapered Extensions	5	\$119.60	\$598.00
2125	40" × 80" Tub Replacement	1	\$161.20	\$161.20

*Sold in full cartons only.

FEATURES & BENEFITS

Patented preformed composite made from Expanded Polystyrene (EPS) with a reinforced cutting template that creates a code required 1/4" per foot slope under the waterproofing sheet membrane in a full mortar bed installation. Slope allows moisture to drain, eliminating the cause of mold, fungus, and odor. Durable and strong, rated at 500 lbs/sq ft, PRO-SLOPE is lightweight and easy to cut which saves install time. An ideal accessory for any shower installation.

Each PRO-SLOPE includes a Positive Weep Protector to fit around the neck of the drain and keep the weep holes from getting plugged. See page 29 for more information about the Positive Weep Protector.





PRO-SLOPE™

CODE REQUIRED PRE-SLOPE

SIZES

Available in 3 sizes:

- 4040 = 40" × 40"
- 4080 Tub Replacement = 40" × 80"
- 6060 = 60" × 60"

Extensions also available:

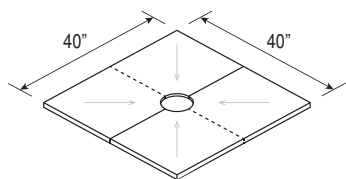
- 2040 Small Tapered Extension = 20" × 40"
- 2040 Flat Extension = 20" × 40"
- 3060 Tapered Extension = 30" × 60"
- 3060 Flat Extension = 30" × 60"



SELECTION

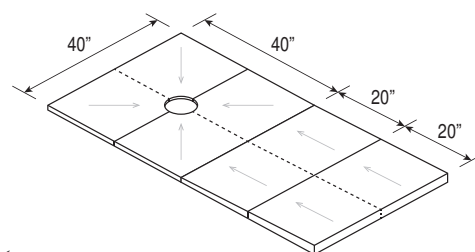
4040

thickness: 1/8" to 1"



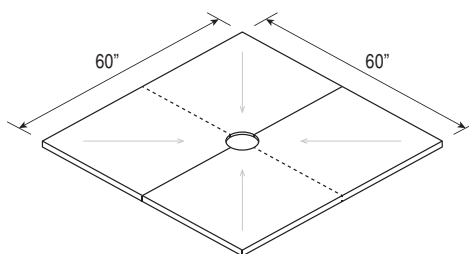
4080

thickness: 1/8" to 1 7/8"



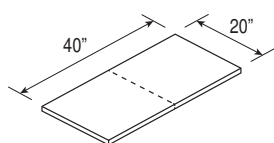
6060

thickness: 1/8" to 1 1/4"



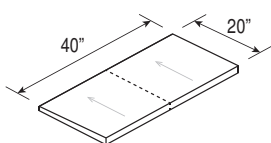
2040 Flat

thickness: 1"



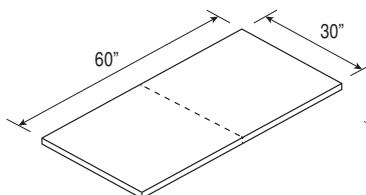
2040 Tapered

thickness: 1" to 1 7/16"



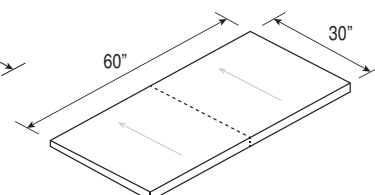
3060 Flat

thickness: 1 1/4"



3060 Tapered

thickness: 1 1/4" to 1 7/8"





ProBase® II

MULTI-SLOPE™ SHOWER BASES

Patent Pending

SLOPE

Per ANSI standard 108.1A, section 2.3.4, slope is 2% ($\frac{1}{4}$ " per foot) from the furthest distance to drain hole. This applies to custom bases as well. Noble Company does not standardize on one material thickness, but bases its thickness on the slope to the furthest edge of the base. Each base has a consistent thickness around the entire perimeter.

STANDARD SIZES AND THICKNESS

Material thickness at drain hole in base is $\frac{1}{2}$ "

BASE MATERIAL OPTIONS



Honeycomb

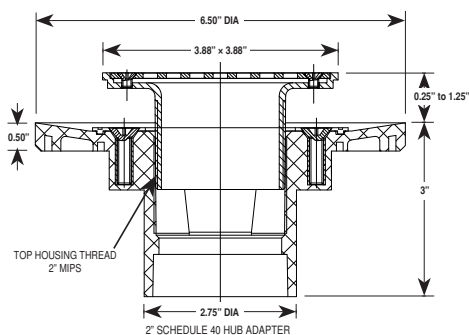
Compressive Strength:
235 PSI



Foam

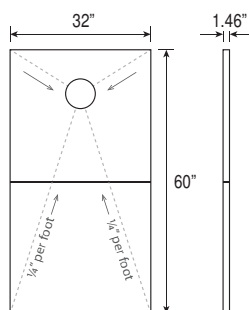
Compressive Strength:
46 PSI

DRAIN OPTIONS

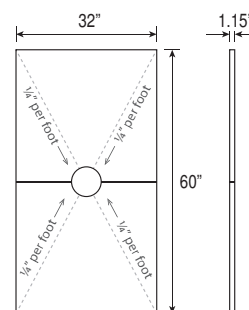


ProBase II Multi-Slope is designed to integrate to the Noble FreeStyle Thin-Bed Drain. For other clamping ring drain transitions, the ProBase II can be made to accommodate a NobleFlex Drain Flashing (any depth). Contact Customer Service for pricing and availability.

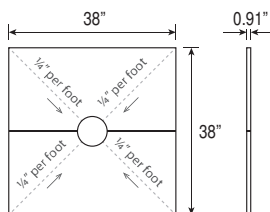
32" x 60" END DRAIN



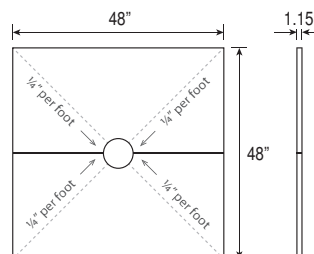
32" x 60" CENTER DRAIN



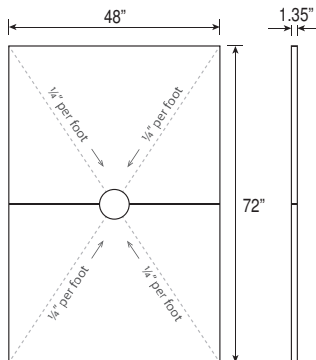
38" x 38" CENTER DRAIN



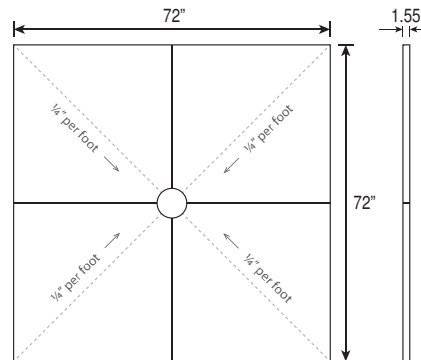
48" x 48" CENTER DRAIN



48" x 72" CENTER DRAIN



72" x 72" CENTER DRAIN






ProBase® II

MULTI-SLOPE™ À LA CARTE SELECTION

STANDARD BASES

BASE ONLY- HONEYCOMB COMPOSITE



PART NO.	DESCRIPTION	QTY/ CTN	PRICE/ UNIT
4610B	32" x 60" End Drain Base - Honeycomb	1	\$157.50
4620B	32" x 60" Center Drain Base - Honeycomb	1	\$157.50
4420B	38" x 38" Center Drain Base - Honeycomb	1	\$120.75
4720B	48" x 48" Center Drain Base - Honeycomb	1	\$157.50
4520B	48" x 72" Center Drain Base - Honeycomb	1	\$315.00
4820B	72" x 72" Center Drain Base - Honeycomb	1	\$472.50


BASE ONLY- FOAM



PART NO.	DESCRIPTION	QTY/ CTN	PRICE/ UNIT
4610F	32" x 60" End Drain Base - Foam	1	\$84.00
4620F	32" x 60" Center Drain Base - Foam	1	\$84.00
4420F	38" x 38" Center Drain Base - Foam	1	\$63.00
4720F	48" x 48" Center Drain Base - Foam	1	\$89.25
4520F	48" x 72" Center Drain Base - Foam	1	\$141.75
4820F	72" x 72" Center Drain Base - Foam	1	\$210.00


PRE-WATERPROOFED BASES

BASE ONLY- HONEYCOMB COMPOSITE PRE-WATERPROOFED




PART NO.	DESCRIPTION	QTY/ CTN	PRICE/ UNIT
5160101	32" x 60" End Drain Base - Honeycomb Pre-Waterproofed	1	\$210.00
5160401	32" x 60" Center Drain Base - Honeycomb Pre-Waterproofed	1	\$210.00
5140401	38" x 38" Center Drain Base - Honeycomb Pre-Waterproofed	1	\$170.63
5170401	48" x 48" Center Drain Base - Honeycomb Pre-Waterproofed	1	\$194.25
5150401	48" x 72" Center Drain Base - Honeycomb Pre-Waterproofed	1	\$341.25
5180401	72" x 72" Center Drain Base - Honeycomb Pre-Waterproofed	1	\$511.88

BASE ONLY- FOAM PRE-WATERPROOFED



PART NO.	DESCRIPTION	QTY/ CTN	PRICE/ UNIT
5160201	32" x 60" End Drain Base - Foam Pre-Waterproofed	1	\$112.88
5160501	32" x 60" Center Drain Base - Foam Pre-Waterproofed	1	\$112.88
5140501	38" x 38" Center Drain Base - Foam Pre-Waterproofed	1	\$91.88
5170501	48" x 48" Center Drain Base - Foam Pre-Waterproofed	1	\$105.00
5150501	48" x 72" Center Drain Base - Foam Pre-Waterproofed	1	\$181.13
5180501	72" x 72" Center Drain Base - Foam Pre-Waterproofed	1	\$265.13

OTHER À LA CARTE ITEMS TO CONSIDER




AquaSeal Sheet Membrane
(see page 15)



Noble Niches
(see page 34)



Thin-Line Installation Accessories
(see page 28)



Noble Curbs
(see page 37)



FreeStyle Thin-Bed Drains
(see page 66)



NobleSealant 250 - Low VOC
(see page 23)




ProBase® II

MULTI-SLOPE™ SHOWER KIT Patent Pending



PART NO.	DESCRIPTION	QTY/ CTN	PRICE/ UNIT
HONEYCOMB BASE KITS			
4610	32" × 60" End Drain Kit - Honeycomb	1	\$511.88
4620	32" × 60" Center Drain Kit - Honeycomb	1	\$511.88
4420	38" × 38" Center Drain Kit - Honeycomb	1	\$459.38
4720	48" × 48" Center Drain Kit - Honeycomb	1	\$538.13
4520	48" × 72" Center Drain Kit - Honeycomb	1	\$695.63
4820	72" × 72" Center Drain Kit - Honeycomb	1	\$984.38
FOAM BASE KITS			
4619	32" × 60" End Drain Kit - Foam	1	\$433.13
4629	32" × 60" Center Drain Kit - Foam	1	\$433.13
4429	38" × 38" Center Drain Kit - Foam	1	\$393.75
4729	48" × 48" Center Drain Kit - Foam	1	\$446.25
4529	48" × 72" Center Drain Kit - Foam	1	\$525.00
4829	72" × 72" Center Drain Kit - Foam	1	\$800.63

BASE MATERIAL OPTIONS



Honeycomb

Compressive Strength:
235 PSI



Foam

Compressive Strength:
46 PSI

FEATURES & BENEFITS

ProBase II Multi-Slope is a slope-to-drain preformed shower base providing an ideal integration with FreeStyle Thin-Bed Drains. The Honeycomb Composite shower base offers superior impact resistance, while the Foam base offers an option for price-conscious projects. Noble waterproofing sheet membrane bonds directly to the base. Its low profile allows for ADA compliant configurations. The base is easy to cut and can accommodate various shower size installations. No substrate modification is required. Items included in the kit are shown above, which, when paired with the FreeStyle Thin-Bed Drain (sold separately) provide for a complete shower solution.

PBII-MS Kit Includes:

- Preformed Sloped Shower Base
- AquaSeal Sheet Membrane
- Noble Solid Curbs
- NobleSealant 250
- Thin-Line Inside Corners
- Thin-Line Outside Corners
- Thin-Line Mixing Valve Collar
- Thin-Line Pipe Collar

SIZES

Base Material options:


- Honeycomb Composite
- Foam

Standard Sizes:

- 32" × 60" end drain
- 32" × 60" center drain
- 38" × 38" center drain
- 48" × 48" center drain
- 48" × 72" center drain
- 72" × 72" center drain
- *Custom sizes available upon request*



Industry Leading Impact Resistance
Ball-Drop Video - Scan QR Code



Tie-in to FreeStyle Thin-Bed Drain
SOLD SEPARATELY



ProBase II Multi-Slope
Installation Video, Scan QR code




PRE-WATERPROOFED **ProBase® II**

MULTI-SLOPE™ SHOWER KIT



PART NO.	DESCRIPTION	QTY/ CTN	PRICE/ UNIT
HONEYCOMB BASE KITS - WATERPROOFED			
5160104	32" x 60" End Drain Kit - Honeycomb - Pre-Waterproofed	1	\$564.38
5160404	32" x 60" Center Drain Kit - Honeycomb - Pre-Waterproofed	1	\$564.38
5140404	38" x 38" Center Drain Kit - Honeycomb - Pre-Waterproofed	1	\$509.25
5170404	48" x 48" Center Drain Kit - Honeycomb - Pre-Waterproofed	1	\$574.88
5150404	48" x 72" Center Drain Kit - Honeycomb - Pre-Waterproofed	1	\$721.88
5180404	72" x 72" Center Drain Kit - Honeycomb - Pre-Waterproofed	1	\$1,023.75
FOAM BASE KITS - WATERPROOFED			
5160204	32" x 60" End Drain Kit - Foam - Pre-Waterproofed	1	\$462.00
5160504	32" x 60" Center Drain Kit - Foam - Pre-Waterproofed	1	\$462.00
5140504	38" x 38" Center Drain Kit - Foam - Pre-Waterproofed	1	\$422.63
5170504	48" x 48" Center Drain Kit - Foam - Pre-Waterproofed	1	\$462.00
5150504	48" x 72" Center Drain Kit - Foam - Pre-Waterproofed	1	\$564.38
5180504	72" x 72" Center Drain Kit - Foam - Pre-Waterproofed	1	\$855.75

BASE MATERIAL OPTIONS



Honeycomb

Compressive Strength:
235 PSI



Foam

Compressive Strength:
46 PSI

FEATURES & BENEFITS

The Pre-Waterproofed ProBase II Multi-Slope is a slope-to-drain preformed shower base providing an ideal integration with FreeStyle Thin-Bed Drains. The Honeycomb Composite shower base offers superior impact resistance, while the Foam base offers an option for price-conscious projects. Its low profile allows for ADA compliant configurations. The base is easy to cut and can accommodate various shower size installations. No substrate modification is required.

The sloped base is pre-waterproofed with NobleSeal TS sheet membrane, reducing installation time. Items included in the kit are shown above, which, when paired with the FreeStyle Thin-Bed Drain (sold separately) provide for a complete shower solution.

PW PBII-MS Kit Includes:

- Pre-Waterproofed Preformed Sloped Shower Base
- AquaSeal Sheet Membrane
- AquaSeal Cap Strip
- Noble Solid Curbs
- NobleSealant 250
- Thin-Line Inside Corners
- Thin-Line Outside Corners
- Thin-Line Mixing Valve Collar
- Thin-Line Pipe Collar

SIZES

Base Material options:


- Pre-Waterproofed Honeycomb Composite
- Pre-Waterproofed Foam

Standard Sizes:

- 32" x 60" end drain
- 32" x 60" center drain
- 38" x 38" center drain
- 48" x 48" center drain
- 48" x 72" center drain
- 72" x 72" center drain
- *Custom sizes available upon request*



Industry Leading Impact Resistance
Ball-Drop Video - Scan QR Code



Tie-in to FreeStyle Thin-Bed Drain
SOLD SEPARATELY



Pre-Waterproofed ProBase II
Installation Video, Scan QR code



ProBase[®] II

SINGLE-SLOPE SHOWER BASES

Patent Pending

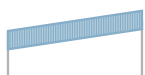
SLOPE

Per ANSI standard 108.1A, section 2.3.4, slope is 2% (1/4" per foot) from the furthest distance to drain hole. This applies to custom bases as well. Noble Company does not standardize on one material thickness, but bases its thickness on the slope to the furthest edge of the base. Each base has a consistent thickness around the entire perimeter.

STANDARD SIZES AND THICKNESS

Material thickness at drain hole in base is 1 1/4"

BASE MATERIAL OPTIONS



Honeycomb

Compressive Strength:
235 PSI

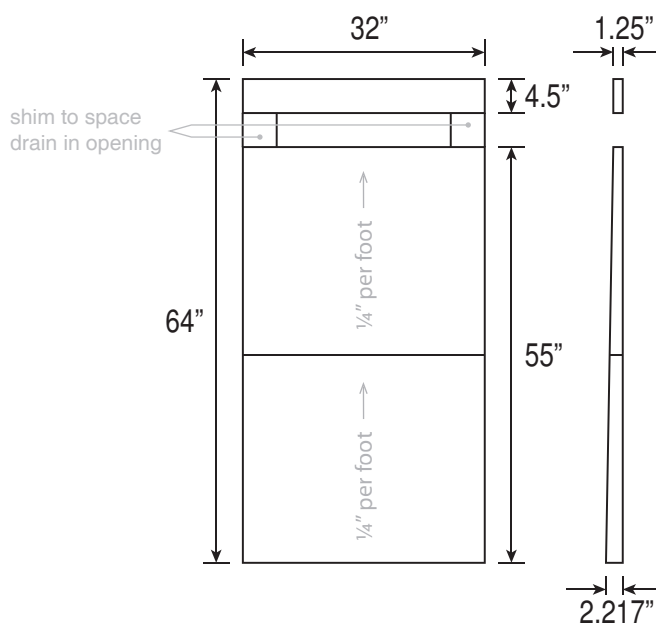


Foam

Compressive Strength:
46 PSI

32" x 60" END DRAIN


(for 24" and 32" FreeStyle Linear Drains)



64" x 64" END DRAIN

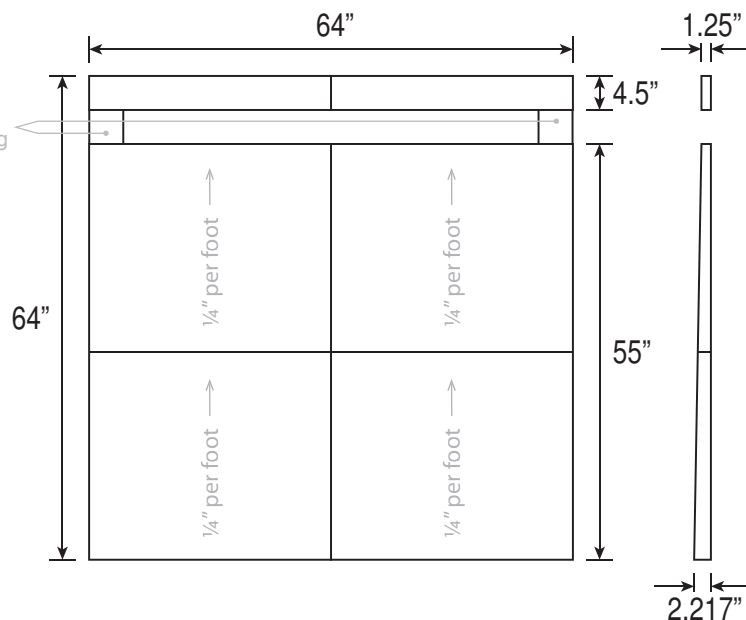
(for 32" through 60" FreeStyle Linear Drains)

DRAIN OPTIONS



Available Drain Lengths
(A): 24", 32", 36", 40", 48",
54", and 60"

ProBase II Single-Slope
is designed to integrate
to the Noble FreeStyle
Linear Drain and Solutions
Linear Drain. Shims can
be used to space drain
from wall and to center
drain within the base.






ProBase® II

SINGLE-SLOPE À LA CARTE SELECTION

STANDARD BASES

BASE ONLY- HONEYCOMB COMPOSITE



PART NO.	DESCRIPTION	QTY/ CTN	PRICE/ UNIT
5060103	32" × 60" End Drain Base - Honeycomb	1	\$236.25
506464103	64" × 64" End Drain Base - Honeycomb	1	\$315.00


BASE ONLY- FOAM



PART NO.	DESCRIPTION	QTY/ CTN	PRICE/ UNIT
5060203	32" × 60" End Drain Base - Foam	1	\$147.00
506464203	64" × 64" End Drain Base - Foam	1	\$199.50


PRE-WATERPROOFED BASES

BASE ONLY- HONEYCOMB COMPOSITE PRE-WATERPROOFED



PART NO.	DESCRIPTION	QTY/ CTN	PRICE/ UNIT
5060101	32" × 60" End Drain Base - Honeycomb Pre-Waterproofed	1	\$288.75
506464101	64" × 64" End Drain Base - Honeycomb Pre-Waterproofed	1	\$362.25

BASE ONLY- FOAM PRE-WATERPROOFED



PART NO.	DESCRIPTION	QTY/ CTN	PRICE/ UNIT
5060201	32" × 60" End Drain Base - Foam Pre-Waterproofed	1	\$183.75
506464201	64" × 64" End Drain Base - Foam Pre-Waterproofed	1	\$252.00

OTHER À LA CARTE ITEMS TO CONSIDER



FreeStyle Linear Drains
(see page 58)



Thin-Line Installation Accessories
(see page 28)




Noble Niches
(see page 34)



Solutions Linear Drains
(see page 64)




NobleSealant 250 - Low VOC
(see page 23)



Noble Curbs
(see page 37)



Cradle for Solutions Drains
(see page 65)



AquaSeal Sheet Membrane
(see page 15)




ProBase® II

SINGLE-SLOPE SHOWER KIT



BASE MATERIAL OPTIONS



Honeycomb

Compressive Strength:
235 PSI



Foam

Compressive Strength:
46 PSI

FEATURES & BENEFITS

ProBase II is a single-slope-to-drain preformed shower base providing an ideal integration with FreeStyle Linear Drains. This preformed shower base offers superior impact resistance. Noble waterproofing sheet membrane bonds directly to the base. Its low profile allows for ADA compliant configurations. The base is easy to cut and can accommodate various shower size installations. No substrate modification is required.

NOTE: FreeStyle Linear Drain is selected and sold separately.

PART NO.	DESCRIPTION	QTY/ CTN	PRICE/ UNIT
HONEYCOMB BASE KITS			
5060106	32" × 60" End Drain Kit - Honeycomb	1	\$682.50
506464106	64" × 64" End Drain Kit - Honeycomb	1	\$945.00
FOAM BASE KITS			
5060206	32" × 60" End Drain Kit - Foam	1	\$603.75
506464206	64" × 64" End Drain Kit - Foam	1	\$735.00

PBII-SS Kit Includes:

- Preformed Sloped Shower Base and Shims
- AquaSeal Sheet Membrane
- Noble Solid Curbs
- NobleSealant 250
- Thin-Line Inside Corners
- Thin-Line Outside Corners
- Thin-Line Mixing Valve Collar
- Thin-Line Pipe Collar

SIZES

Base Material options:

- Honeycomb Composite
- Foam

Standard Sizes:

- 32" × 60" end drain (for use with 24" and 32" FreeStyle Linear Drains)
- 64" × 64" end drain (for use with 32" through 60" FreeStyle Linear Drains)

NOTE: Base includes a 4 1/2" shim to allow for spacing the drain away from the wall if desired. Shim material is also used to center drain in base opening if drain length is less than base width.

Custom sizes available upon request.



Industry Leading Impact Resistance
Ball-Drop Video - Scan QR Code



Tie-in to FreeStyle Linear Drain
SOLD SEPARATELY



ProBase II Single-Slope
Installation Video, Scan QR code






PRE-WATERPROOFED **ProBase® II**

SINGLE-SLOPE SHOWER KIT



BASE MATERIAL OPTIONS



Honeycomb

Compressive Strength:
235 PSI



Foam

Compressive Strength:
46 PSI

FEATURES & BENEFITS

The Pre-Waterproofed ProBase II is a single-slope-to-drain preformed shower base providing an ideal integration with FreeStyle Linear Drains. This shower base offers superior impact resistance. Its low profile allows for ADA compliant configurations. The base is easy to cut and can accommodate various shower size installations. No substrate modification is required.

The sloped base is pre-waterproofed with NobleSeal TS sheet membrane, reducing installation time. Items included in the kit are shown above, which, when paired with the FreeStyle Linear Drain (sold separately) provide for a complete shower solution.

NOTE: FreeStyle Linear Drain is selected and sold separately.

PW PBII-SS Kit Includes:

- Pre-Waterproofed, Preformed Sloped Shower Base and Shims
- AquaSeal Sheet Membrane
- AquaSeal Cap Strip
- Noble Solid Curbs
- NobleSealant 250
- Thin-Line Inside Corners
- Thin-Line Outside Corners
- Thin-Line Mixing Valve Collar
- Thin-Line Pipe Collar

SIZES

Base Material options:

- Pre-Waterproofed Honeycomb Composite
- Pre-Waterproofed Foam

Standard Sizes:

- 32" × 60" end drain (for use with 24" and 32" FreeStyle Linear Drains)
- 64" × 64" end drain (for use with 32" through 60" FreeStyle Linear Drains)

NOTE: Base includes a 4½" shim to allow for spacing the drain away from the wall if desired. Shim material is also used to center drain in base opening if drain length is less than base width.

Custom sizes available upon request.

PART NO.	DESCRIPTION	QTY/CTN	PRICE/UNIT
HONEYCOMB BASE KITS - WATERPROOFED			
5060104	32" × 60" End Drain Kit - Honeycomb - Pre-Waterproofed	1	\$750.75
506464104	64" × 64" End Drain Kit - Honeycomb - Pre-Waterproofed	1	\$1,039.50
FOAM BASE KITS - WATERPROOFED			
5060204	32" × 60" End Drain Kit - Foam - Pre-Waterproofed	1	\$651.00
506464204	64" × 64" End Drain Kit - Foam - Pre-Waterproofed	1	\$786.45



Industry Leading Impact Resistance
Ball-Drop Video - Scan QR Code



Tie-in to FreeStyle Linear Drain
SOLD SEPARATELY




ProBase II Single-Slope
Installaton Video, Scan QR code



ProBase® II

CUSTOM BASE (INCLUDING 72-HOUR PROGRAM)

BASE MATERIAL OPTIONS




Honeycomb

Compressive Strength:
235 PSI



Foam

Compressive Strength:
46 PSI



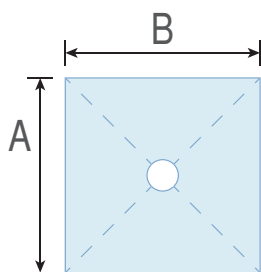
Pre-Waterproofed Honeycomb

Compressive Strength:
235 PSI

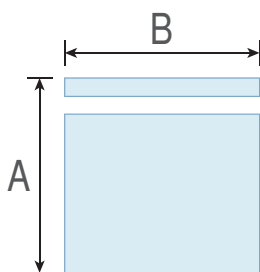


Pre-Waterproofed Foam

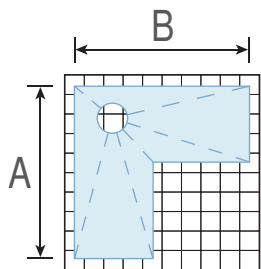
Compressive Strength:
46 PSI



Multi-Slope™
Custom Rectangle



Single-Slope
Custom Rectangle




Draw-Your-Own
Unique Custom Base Shape



[http://noblecompany.com/
products/custom-shower-base/](http://noblecompany.com/products/custom-shower-base/)

Visit our website
to download the
order form.



MULTI-SLOPE™ For use with point drains

SQ IN PRICE*

PART NO.	DESCRIPTION	SIDES < 72"	SIDES > 72"
51AB6	Honeycomb Base	\$0.129	\$0.148
51AB7	Foam Base	\$0.090	\$0.104
51AB601	Pre-Waterproofed Honeycomb Base	\$0.157	\$0.180
51AB701	Pre-Waterproofed Foam Base	\$0.123	\$0.141

MULTI-SLOPE™ WITH NOBLEFLEX includes 1 1/8" NobleFlex


51AB639	Honeycomb Base	\$0.182	\$0.198
51AB632	Pre-Waterproofed Honeycomb Base	\$0.221	\$0.241

SINGLE-SLOPE For use with linear drains

50AB6	Honeycomb Base	\$0.139	\$0.160
50AB7	Foam Base	\$0.103	\$0.119
50AB601	Pre-Waterproofed Honeycomb Base	\$0.167	\$0.192
50AB701	Pre-Waterproofed Foam Base	\$0.131	\$0.151

A = Dimension of Side A
B = Dimension of Side B

*multiply A x B to get total
square inches per unit





ProBase® II

CUSTOM BASE (INCLUDING 72-HOUR PROGRAM)

FEATURES & BENEFITS

Noble Company introduces a program to get the shower base you need when you need it. Select from common shapes, fill in dimensions and drain location, and select base material.

Determine outside square inches per shape ($A \times B$) and multiply by the square inch price for base type to determine your price. Custom base forms can be found on www.noblecompany.com.

The Honeycomb Composite shower base offers superior impact resistance, while the Foam base offers an option for price-conscious projects. Noble waterproofing sheet membrane bonds directly to the base. Its low profile allows for ADA compliant configurations. The base is easy to cut and can accommodate various shower size installations. No substrate modification is required.

Per ANSI standard 108.1A, section 2.3.4, slope is 2% ($\frac{1}{4}$ " per foot) from the furthest distance to drain hole. This applies to custom bases as well. Noble Company does not standardize on one material thickness, but bases its thickness on the slope to the furthest edge of the base. Each base has a consistent thickness around the entire perimeter.

72-HOUR PROGRAM

72-Hour Lead Time Parameters and Eligibility - (Upon verification of approval, your order will ship within 72 hours)

In order to be eligible for Noble Company's 72-Hour Custom Base Lead Time, the following parameters must be met:

- Base must be NON-waterproofed Multi-Slope™ (*Single-Slope bases and Pre-Waterproofed bases are not currently eligible for 72-Hour lead time*).
- Unique Configurations must have 5 sides or less
- Base side dimensions cannot exceed 100 inches
- On Multi-Slope bases, drain hole placement can not be less than 10 inches from the edge of the base to the center of the drain hole.
- Order quantity can not exceed 3 bases (*Orders of 4 or more are not eligible for 72 hour lead time*).

If your base does not meet the above parameters, refer to "Other Lead Time Parameters" section below.

Other Lead Time Parameters


Bases that do NOT fit into the 72-Hour Parameters will typically have a lead time between 5 days and 2 weeks. This includes:

- Pre-Waterproofed Bases
- Single-Slope Bases
- Unique configurations with more than 5 sides
- Base side dimensions that exceed 100 inches
- On Multi-Slope bases, drain hole placement less than 10 inches from the edge
- Bases not designed for use with a Noble Company drain
- Bases with a non-standard thickness
- Quantity of 4 or more bases



ProBase[®] EX

EXTERIOR DECK SLOPED PANELS



PART NO.	PRODUCT	DESCRIPTION	PRICE/UNIT
5570609A	A Panel: Single Slope	48" × 48"	\$205.00
5570609B	B Panel: Single Slope	48" × 48"	\$230.00
557061	A Panel: Inside Valley Corner	48" × 48"	\$225.50
557062	B Panel: Inside Valley Corner	48" × 48"	\$253.00
557071	A Panel: Outside Ridge Corner	48" × 48"	\$225.50
557072	B Panel: Outside Ridge Corner	48" × 48"	\$253.00
5570609F	Flat Panel: Shim	48" × 48"	\$137.00
1574	4" Cap Strip	4" × 100'	\$82.00
1578	8" Flashing	8" × 100'	\$178.00

FEATURES & BENEFITS

- Noble Deck™ Exterior Waterproofing Membrane protects tiles from cracking
- Guaranteed not to rot, crack, or deteriorate
- Use over concrete and exterior-rated plywood decks
- Ready to tile when waterproofed
- Board/Foam composite offers superior impact resistance
- Install with NobleBond EXT or modified thin-set mortar
- **Reduces dead load by over 90% over traditional mud bed installation**

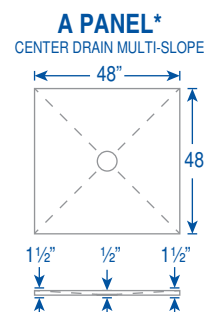
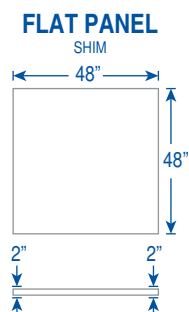
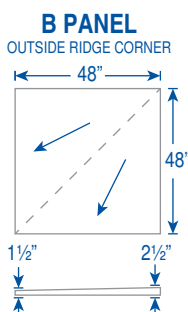
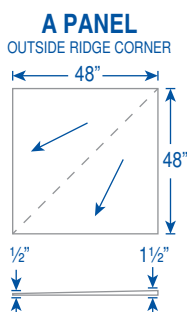
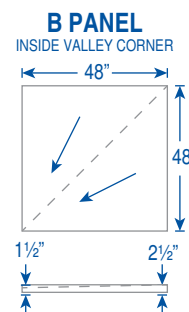
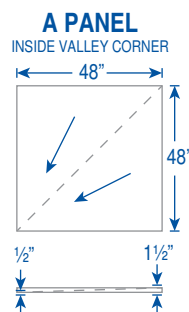
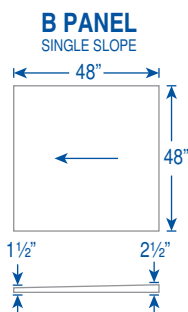
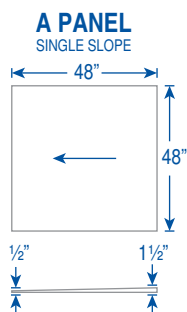
BASE MATERIAL



Compressed Foam Composite

Superior Compressive Strength

BASE MATERIAL



*CENTER DRAIN MULTI-SLOPE PANELS ARE A CUSTOM ORDER AND AVAILABLE BY REQUEST ONLY



EXTERIOR DECK GUIDE


Scan code to download guide book





PRE-WATERPROOFED *ProBase® II*

BARRIER-FREE RAMP

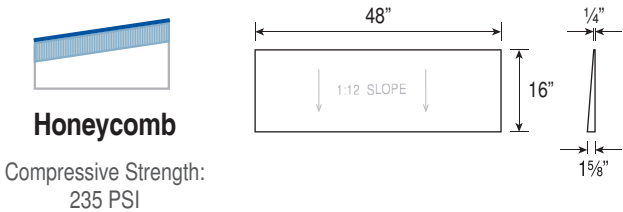


PART NO.	DESCRIPTION	QTY/CTN	PRICE/UNIT
5148	Barrier-Free Ramp - 48"	5	\$47.25
5148	Barrier-Free Ramp - 48"	1	\$59.06

FEATURES & BENEFITS

The surging popularity of barrier-free showers has created many construction obstacles in satisfying this requirement. Noble Company has now made it easier to adapt its industry-leading ProBase II shower bases to a barrier-free installation. The Barrier-Free Ramp incorporates a 1:12 slope to meet code requirements and will transition from 1/4" at the leading edge up to 1 5/8" at mating edge. The construction is the same honeycomb composite that you have grown to trust to stand up to harsh compression environments. In addition, the base is covered with a waterproof membrane to make the transition even easier to accommodate.

BASE MATERIAL



Noble Drains

The FreeStyle Linear Drain offers contemporary styling with a selection of seven drain lengths with four brushed stainless steel strainer styles as well as a tile-top strainer. The single-pitch slope to drain allows for the use of large format tiles to complement the floor system used in the dry area. A barrier-free design can be achieved by resting the drain body on the integral flanges. Noble Company FreeStyle Linear Drains can be customized to meet project design requirements.

The FreeStyle Thin-Bed Drain is a proprietary drain introduced by Noble Company in 2020 and is designed primarily to be used with Noble's ProBase II Multi-Slope shower system. However, it can be used on its own and does offer accessory items to transition to challenging installation requirements. Its low-profile strainer head allows for simple adaption to a barrier-free installation.



FreeStyle Linear Drains™

SHOWER DRAINS

U.S. Patent No. 8,474,068
Canadian Patent No. 2,690,794
Patent Pending: EP Publication No. 2354339

LENGTH/ OUTLET LOCATION	STRAINER STYLE PART NO.					PRICE/ UNIT
	WAVE	CROSS- HATCH	SLOTTED	PYRAMID	TILE-TOP	

PVC

24" Center	8242011	8242021	8242031	8242041	8242051	\$624.00
24" Offset	8241011	8241021	8241031	8241041	8241051	\$624.00
32" Center	8322011	8322021	8322031	8322041	8322051	\$793.00
32" Offset	8321011	8321021	8321031	8321041	8321051	\$793.00
36" Center	8362011	8362021	8362031	8362041	8362051	\$923.00
36" Offset	8361011	8361021	8361031	8361041	8361051	\$923.00
40" Center	8402011	8402021	8402031	8402041	8402051	\$1,001.00
40" Offset	8401011	8401021	8401031	8401041	8401051	\$1,001.00
48" Center	8482011	8482021	8482031	8482041	8482051	\$1,079.00
48" Offset	8481011	8481021	8481031	8481041	8481051	\$1,079.00
54" Center	8542011	8542021	8542031	8542041	8542051	\$1,378.00
54" Offset	8541011	8541021	8541031	8541041	8541051	\$1,378.00
60" Center	8602011	8602021	8602031	8602041	8602051	\$1,443.00
60" Offset	8601011	8601021	8601031	8601041	8601051	\$1,443.00

ABS

24" Center	9242011	9242021	9242031	9242041	9242051	\$676.00
24" Offset	9241011	9241021	9241031	9241041	9241051	\$676.00
32" Center	9322011	9322021	9322031	9322041	9322051	\$949.00
32" Offset	9321011	9321021	9321031	9321041	9321051	\$949.00
36" Center	9362011	9362021	9362031	9362041	9362051	\$1,053.00
36" Offset	9361011	9361021	9361031	9361041	9361051	\$1,053.00
40" Center	9402011	9402021	9402031	9402041	9402051	\$1,170.00
40" Offset	9401011	9401021	9401031	9401041	9401051	\$1,170.00
48" Center	9482011	9482021	9482031	9482041	9482051	\$1,274.00
48" Offset	9481011	9481021	9481031	9481041	9481051	\$1,274.00
54" Center	9542011	9542021	9542031	9542041	9542051	\$1,638.00
54" Offset	9541011	9541021	9541031	9541041	9541051	\$1,638.00
60" Center	9602011	9602021	9602031	9602041	9602051	\$1,677.00
60" Offset	9601011	9601021	9601031	9601041	9601051	\$1,677.00

Custom sizes available upon request.



Approved by the State of Massachusetts



Style: Pyramid¹ Finish: Stainless Steel



Style: Slotted¹ Finish: Stainless Steel



Style: Wave Finish: Stainless Steel



Style: Cross-Hatch Finish: Stainless Steel



Style: Tile-top¹ Finish: Insert your tile

SIZES*

24" Drain: 24"L x 4½"W x 1¼"D

32" Drain: 32"L x 4½"W x 1¼"D

36" Drain: 36"L x 4½"W x 1¼"D

40" Drain: 40"L x 4½"W x 1¼"D

48" Drain: 48"L x 4½"W x 1¼"D

54" Drain: 54"L x 4½"W x 1¼"D

60" Drain: 60"L x 4½"W x 1¼"D

***All sizes available in PVC or ABS**

*Strainer height is adjustable to match tile height.

¹ Complies with ADA guidelines for handicap accessible showers

FEATURES & BENEFITS

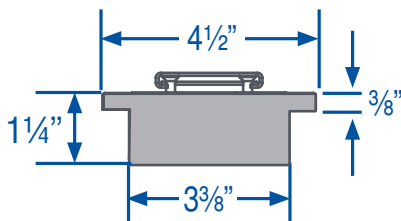
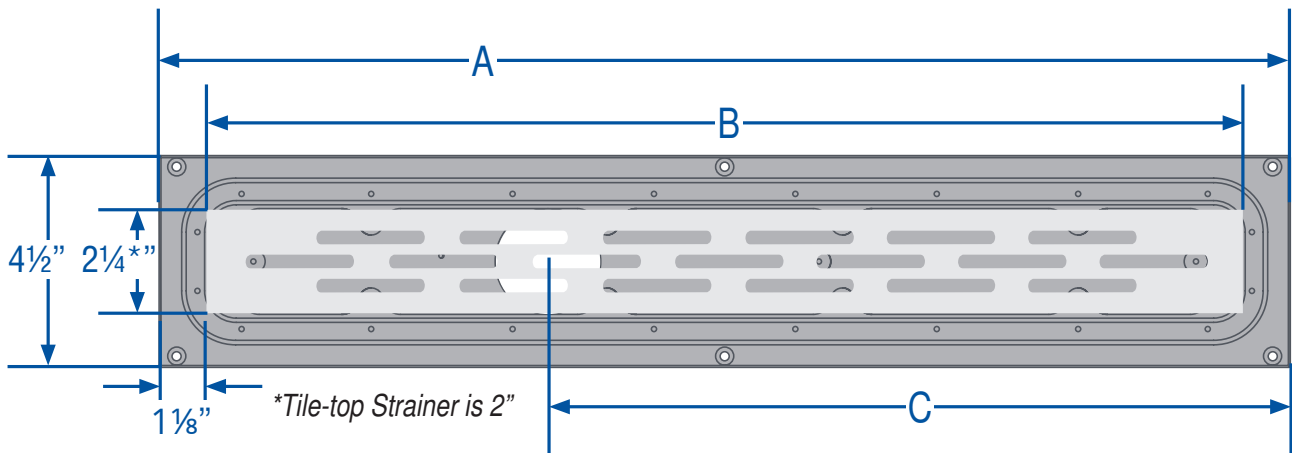
Contemporary styling with a selection of seven drain lengths and brushed stainless steel or tile-top strainers. FreeStyle Linear Drains allow the use of larger tiles for greater design flexibility. A clamping collar assures a watertight connection between the drain and the waterproofing sheet membrane. Low profile and high capacity drainage (36 GPM) make the FreeStyle Linear Drain ideal for use in barrier-free/ADA showers. Drain hole locations are available in center location as well as offset. Customize and combine these for a unique design with standard or large format tiles. The removable internal pre-strainer makes maintenance a breeze.

FULL MORTAR BED ADAPTER KIT AND CONNECTOR KIT ALSO AVAILABLE.




FreeStyle Linear Drains™

SHOWER DRAINS



A. Drain Length	24"	32"	36"	40"	48"	54"	60"
B. Strainer Length*	21 3/4"	29 3/4"	33 3/4"	37 3/4"	45 3/4"	51 3/4"	57 3/4"
C. Offset Hole Location	15 3/4"	19 1/2"	21 3/4"	23 3/4"	27 3/4"	30 3/4"	33 3/4"
C. Center Hole Location	12"	16"	18"	20"	24"	27"	30"

*Deduct 3/8" for Tile-top Strainers Length





FreeStyle Linear Drains™

WITH FACTORY-ATTACHED FLASHING

LENGTH/ OUTLET LOCATION	STRAINER STYLE PART NO.					PRICE/ UNIT
	WAVE	CROSS- HATCH	SLOTTED	PYRAMID	TILE-TOP	
PVC						
24" Center	8242014	8242024	8242034	8242044	8242054	\$661.44
24" Offset	8241014	8241024	8241034	8241044	8241054	\$661.44
32" Center	8322014	8322024	8322034	8322044	8322054	\$840.58
32" Offset	8321014	8321024	8321034	8321044	8321054	\$840.58
36" Center	8362014	8362024	8362034	8362044	8362054	\$978.38
36" Offset	8361014	8361024	8361034	8361044	8361054	\$978.38
40" Center	8402014	8402024	8402034	8402044	8402054	\$1,061.06
40" Offset	8401014	8401024	8401034	8401044	8401054	\$1,061.06
48" Center	8482014	8482024	8482034	8482044	8482054	\$1,143.74
48" Offset	8481014	8481024	8481034	8481044	8481054	\$1,143.74
54" Center	8542014	8542024	8542034	8542044	8542054	\$1,460.68
54" Offset	8541014	8541024	8541034	8541044	8541054	\$1,460.68
60" Center	8602014	8602024	8602034	8602044	8602054	\$1,529.58
60" Offset	8601014	8601024	8601034	8601044	8601054	\$1,529.58
ABS						
24" Center	9242014	9242024	9242034	9242044	9242054	\$716.56
24" Offset	9241014	9241024	9241034	9241044	9241054	\$716.56
32" Center	9322014	9322024	9322034	9322044	9322054	\$1,005.94
32" Offset	9321014	9321024	9321034	9321044	9321054	\$1,005.94
36" Center	9362014	9362024	9362034	9362044	9362054	\$1,116.18
36" Offset	9361014	9361024	9361034	9361044	9361054	\$1,116.18
40" Center	9402014	9402024	9402034	9402044	9402054	\$1,240.20
40" Offset	9401014	9401024	9401034	9401044	9401054	\$1,240.20
48" Center	9482014	9482024	9482034	9482044	9482054	\$1,350.44
48" Offset	9481014	9481024	9481034	9481044	9481054	\$1,350.44
54" Center	9542014	9542024	9542034	9542044	9542054	\$1,736.28
54" Offset	9541014	9541024	9541034	9541044	9541054	\$1,736.28
60" Center	9602014	9602024	9602034	9602044	9602054	\$1,777.62
60" Offset	9601014	9601024	9601034	9601044	9601054	\$1,777.62

Custom sizes available upon request.



Approved by the State of Massachusetts



Style: Pyramid¹ Finish: Stainless Steel



Style: Slotted¹ Finish: Stainless Steel



Style: Wave Finish: Stainless Steel



Style: Cross-Hatch Finish: Stainless Steel



Style: Tile-top¹ Finish: Insert your tile

SIZES*

24" Drain: 24"L × 4½"W × 1¼"D

32" Drain: 32"L × 4½"W × 1¼"D

36" Drain: 36"L × 4½"W × 1¼"D

40" Drain: 40"L × 4½"W × 1¼"D

48" Drain: 48"L × 4½"W × 1¼"D

54" Drain: 54"L × 4½"W × 1¼"D

60" Drain: 60"L × 4½"W × 1¼"D

***All sizes available in PVC or ABS**

*Strainer height is adjustable to match tile height.

¹ Complies with ADA guidelines for handicap accessible showers

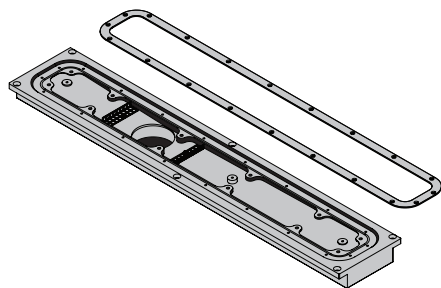
FEATURES & BENEFITS

The clamping ring of the FreeStyle Linear Drain provides connection security at the most vulnerable location in a shower installation. Noble Company now offers the drain assembly with a factory-installed flashing sandwiched between the clamping ring and drain body, and secured in place with NobleSealant 250 and a series of screws. This mechanical and chemical bond offers the highest level of integration from the membrane to the drain, as well as significant labor-savings in the installation process. The clamping ring of the FreeStyle Linear Drain provides connection security at the most vulnerable location in a shower installation.



FreeStyle Linear Drains™

BASE KIT DOES NOT INCLUDE DRAIN STRAINER



FEATURES & BENEFITS

The Base can be ordered separately from the Strainer via the Base Kit. Kit includes the base material, length and drain outlet location selected, and all hardware for mounting the base; clamping collar and screws, NobleSealant 250, and NobleSeal TS flashing for integration to other waterproofing methods.

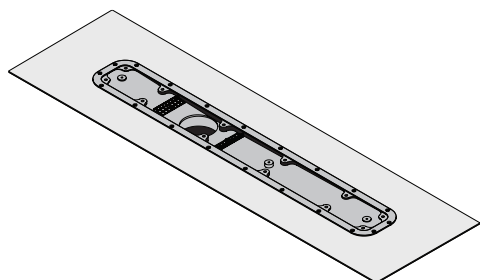
LENGTH/ OUTLET LOCATION	PART NO.	PRICE/ UNIT
PVC		
24" Center	8242001	\$439.40
24" Offset	8241001	\$439.40
32" Center	8322001	\$624.00
32" Offset	8321001	\$624.00
36" Center	8362001	\$691.60
36" Offset	8361001	\$691.60
40" Center	8402001	\$774.80
40" Offset	8401001	\$774.80
48" Center	8482001	\$832.00
48" Offset	8481001	\$832.00
54" Center	8542001	\$1,092.00
54" Offset	8541001	\$1,092.00
60" Center	8602001	\$1,123.00
60" Offset	8601001	\$1,123.00

LENGTH/ OUTLET LOCATION	PART NO.	PRICE/ UNIT
ABS		
24" Center	9242001	\$522.60
24" Offset	9241001	\$522.60
32" Center	9322001	\$780.00
32" Offset	9321001	\$780.00
36" Center	9362001	\$858.00
36" Offset	9361001	\$858.00
40" Center	9402001	\$967.20
40" Offset	9401001	\$967.20
48" Center	9482001	\$1,032.20
48" Offset	9481001	\$1,032.20
54" Center	9542001	\$1,352.00
54" Offset	9541001	\$1,352.00
60" Center	9602001	\$1,378.00
60" Offset	9601001	\$1,378.00



FreeStyle Linear Drains™

BASE KIT WITH FACTORY-ATTACHED FLASHING
DOES NOT INCLUDE DRAIN STRAINER



FEATURES & BENEFITS

The Base can be ordered separately from the Strainer via the Base Kit. Kit includes the base material, length and drain outlet location selected, and all hardware for mounting the base; clamping collar and screws, NobleSealant 250, and waterproof membrane flashing for integration to other waterproofing methods.

LENGTH/ OUTLET LOCATION	PART NO.	PRICE/ UNIT
PVC		
24" Center	8242004	\$483.35
24" Offset	8241004	\$483.35
32" Center	8322004	\$686.40
32" Offset	8321004	\$686.40
36" Center	8362004	\$760.75
36" Offset	8361004	\$760.75
40" Center	8402004	\$852.28
40" Offset	8401004	\$852.28
48" Center	8482004	\$915.20
48" Offset	8481004	\$915.20
54" Center	8542004	\$1,201.20
54" Offset	8541004	\$1,201.20
60" Center	8602004	\$1,235.53
60" Offset	8601004	\$1,235.53

LENGTH/ OUTLET LOCATION	PART NO.	PRICE/ UNIT
ABS		
24" Center	9242004	\$574.85
24" Offset	9241004	\$574.85
32" Center	9322004	\$858.00
32" Offset	9321004	\$858.00
36" Center	9362004	\$943.80
36" Offset	9361004	\$943.80
40" Center	9402004	\$1,063.93
40" Offset	9401004	\$1,063.93
48" Center	9482004	\$1,135.43
48" Offset	9481004	\$1,135.43
54" Center	9542004	\$1,487.20
54" Offset	9541004	\$1,487.20
60" Center	9602004	\$1,515.80
60" Offset	9601004	\$1,515.80



FreeStyle Linear Drains™

STRAINER KIT DOES NOT INCLUDE DRAIN BASE



Style: Pyramid¹ Finish: Stainless Steel



Style: Slotted¹ Finish: Stainless Steel



Style: Wave Finish: Stainless Steel



Style: Cross-Hatch Finish: Stainless Steel



Style: Tile-top¹ Finish: Insert your tile

*Strainer height is adjustable to match tile height.

¹ Complies with ADA guidelines for handicap accessible showers

LENGTH	STRAINER STYLE PART NO.					PRICE/ UNIT
	WAVE	CROSS-HATCH	SLOTTED	PYRAMID	TILE-TOP	
24"	82488	82468	82458	82478	82498	\$221.00
32"	83288	83268	83258	83278	83298	\$262.60
36"	83688	83668	83658	83678	83698	\$296.40
40"	84088	84068	84058	84078	84098	\$309.40
48"	84888	84868	84858	84878	84898	\$369.20
54"	85488	85468	85458	85478	85498	\$395.20
60"	86088	86068	86058	86078	86098	\$468.00

FEATURES & BENEFITS

The Strainer can be ordered separately from the Base via the Strainer Kit. Kit includes the strainer selected and all hardware for mounting the strainer, including snap caps which provide for a no-tool removal. The pre-strainers that are placed on each side of the drain outlet are also included in this kit.

Flat Black finish available for all strainer styles upon request. Additional fees will apply.



FreeStyle Linear Drains™

MORTAR BED ADAPTER KIT



LENGTH	STAINLESS STEEL STRAINER PART NO.	PRICE/ UNIT
24"	97024	\$84.50
32"	97032	\$97.50
36"	97036	\$100.76
40"	97040	\$102.70
48"	97048	\$111.16
54"	97054	\$122.20
60"	97060	\$125.46

LENGTH	TILE-TOP STRAINER PART NO.	PRICE/ UNIT
24"	98024	\$125.46
32"	98032	\$146.90
36"	98036	\$148.86
40"	98040	\$152.10
48"	98048	\$169.66
54"	98054	\$188.50
60"	98060	\$191.76




FEATURES & BENEFITS

For use with Full Mortar Bed Installations. The Mortar Guard protects mud bed from erosion due to chemicals and debris. Use with Chloraloy (CPE) shower pan liner or PVC shower pan liner.



FreeStyle Linear Drains™

STRAINER CONNECTOR

	1 pc.	Part No. 8513 3.54" Coupler
	1 pc.	Part No. 8514 4.6" Coupler
	1 pc.	Part No. 8515 5.66" Coupler

PRICE: \$78.00 EACH							
LENGTH	JOINING TO LENGTH PART NO.						
	24"	32"	36"	40"	48"	54"	60"
24"	8513	-	-	-	-	-	-
32"	8513	8513	-	-	-	-	-
36"	8513	8513	8513	-	-	-	-
40"	8514	8514	8514	8515	-	-	-
48"	8513	8513	8513	8514	8513	-	-
54"	8513	8513	8513	8514	8513	8513	-
60"	8514	8514	8514	8515	8514	8514	8515

FEATURES & BENEFITS

Strainer Connector Kits allow multiple drains and strainers (grates) to be connected. There are three versions of the connector kits. The proper kit is based on the drains that you are planning to connect (i.e., 60" long drain to 32" long drain requires part #8514). Confirm in the chart above that you have the correct Strainer Connector Kit. **Not for use with Tile-Top Strainers.**

The Strainer Connector Kit is made up of the following:

- A solid, brushed stainless connector piece with tabs that interlock the strainers.
- A white plastic height adjustment tool that allows for the additional thickness of the tabs mentioned above.



Solutions Linear Drains

LINEAR DRAIN SYSTEM


DRAIN BASE			
SIZE	PART NO.	QTY/CTN	LIST PRICE
24"	9C242000	1	\$110.00
32"	9C322000	1	\$119.00
36"	9C362000	1	\$128.00
42"	9C422000	1	\$153.00
48"	9C482000	1	\$213.00
54"	9C542000	1	\$230.00
60"	9C602000	1	\$256.00

**ABS
Drain Base**
(24", 32", 36"
42", 48", 54" 60")




ICC
ES
PMG
PMG-1065

TRIANGLE STRAINER (SOLD SEPARATELY)						
SIZE	STAINLESS	ORB	FLAT BLACK	CHROME	QTY/CTN	LIST PRICE
24"	82415	82416	82417	82418	1	\$137.00
32"	83215	83216	83217	83218	1	\$173.00
36"	83615	83616	83617	83618	1	\$209.00
42"	84215	84216	84217	84218	1	\$252.00
48"	84815	84816	84817	84818	1	\$274.00
54"	85415	85416	85417	85418	1	\$318.00
60"	86015	86016	86017	86018	1	\$354.00



**Triangle
Strainer**



**Slotted
Strainer**



**Tile-In
Strainer**

TILE-IN STRAINER (SOLD SEPARATELY)			
SIZE	PART NO.	QTY/CTN	LIST PRICE
24"	82414	1	\$73.00
32"	83214	1	\$80.00
36"	83614	1	\$85.00
42"	84214	1	\$102.00
48"	84814	1	\$136.00
54"	85414	1	\$166.00
60"	86014	1	\$195.00

SLOTTED STRAINER (SOLD SEPARATELY)						
SIZE	STAINLESS	ORB	FLAT BLACK	CHROME	QTY/CTN	LIST PRICE
24"	82406	82407	82408	82409	1	\$137.00
32"	83206	83207	83208	83209	1	\$173.00
36"	83606	83607	83608	83609	1	\$209.00
42"	84206	84207	84208	84209	1	\$252.00
48"	84806	84807	84808	84809	1	\$274.00
54"	85406	85407	85408	85409	1	\$318.00
60"	86006	86007	86008	86009	1	\$354.00



Chrome



Stainless
Steel



Oil Rubbed
Bronze



Flat Black

ACCESSORIES			
PART NO.	DESCRIPTION	QTY/CTN	LIST PRICE
8305	Hair Trap/Strainer Leveler Set Combo	1	\$18.00
8306	Hair Trap	1	\$5.86
8307	Strainer Leveler Set	1	\$13.50
8308	Clamping Ring Hub Transition	12	\$14.38
8308	Clamping Ring Hub Transition	1	\$17.10



**Clamping Ring
Hub Transition**



Hair Trap/Strainer Leveler Set Combo
(included with each strainer)

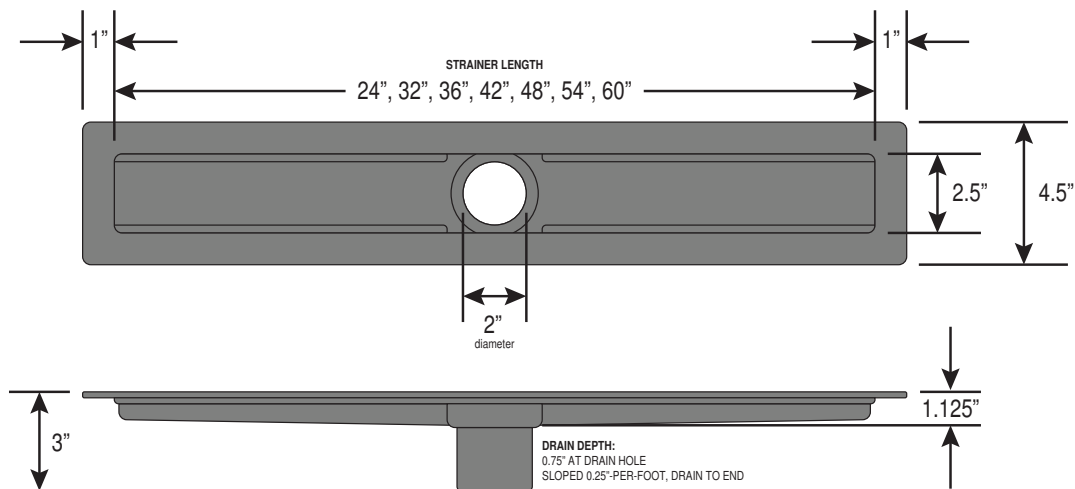


Solutions Linear Drains

LINEAR DRAIN SYSTEM

FEATURES & BENEFITS

Solutions Linear Drains add style and function to a tile or stone shower installation. Can be combined with other Noble Company products to create a total system solution. Meets plumbing code requirements, and is ideal for wet areas like tiled showers. Strainers available in several finishes, and quality construction helps ensure performance. Drain body features integral 1" textured bonding flange for transition to waterproof membrane. A clamping ring hub transition is available to allow the drain base hub to connect to the smooth interior hub of the ring. The ABS drain body is sloped internally to discharge water to drain. The hardware pack (included with strainer) contains hair trap and several strainer height adjustment levelers. **The drain base and strainer are sold separately.** Solutions Linear Drains can be installed in both a full mortar bed installation as well as a thin-bed installation.



ProBase® II Cradle

FOR SOLUTIONS LINEAR DRAIN



FEATURES & BENEFITS

ProBase II support cradles for Solutions Linear Drains. Made of EPS foam, the cradle is a light-weight option for installing Solutions Linear Drains with ProBase II Shower Bases. ProBase II Cradles are specifically designed to perfectly align Solutions Linear Drains with ProBase II Shower Bases.

PART NO.	DESCRIPTION	QTY/ CTN	PRICE/ UNIT
96024	Cradle for 24" Drain	1	\$45.45
96032	Cradle for 32" Drain	1	\$47.73
96036	Cradle for 36" Drain	1	\$50.00
96042	Cradle for 42" Drain	1	\$52.27
96048	Cradle for 48" Drain	1	\$59.09
96054	Cradle for 54" Drain	1	\$68.18
96060	Cradle for 60" Drain	1	\$79.55



FreeStyle Thin-Bed Drains™

SHOWER DRAINS



					INDIVIDUAL	
PART NO.	DESCRIPTION	BUNDLE QTY	PRICE/ UNIT	PRICE/ CARTON	QTY/ CTN	PRICE/ UNIT
PVC						
861	Square - Chrome Plated	6	\$85.80	\$514.80	1	\$92.66
862	Square - Brushed Nickel	6	\$85.80	\$514.80	1	\$92.66
863	Square - Oil Rubbed Bronze	6	\$85.80	\$514.80	1	\$92.66
864	Square - Brushed Golden Nickel	6	\$85.80	\$514.80	1	\$92.66
865	Square - Flat Black	6	\$85.80	\$514.80	1	\$92.66
ABS						
961	Square - Chrome Plated	6	\$85.80	\$514.80	1	\$92.66
962	Square - Brushed Nickel	6	\$85.80	\$514.80	1	\$92.66
963	Square - Oil Rubbed Bronze	6	\$85.80	\$514.80	1	\$92.66
964	Square - Brushed Golden Nickel	6	\$85.80	\$514.80	1	\$92.66
965	Square - Flat Black	6	\$85.80	\$514.80	1	\$92.66

FEATURES & BENEFITS

Noble Freestyle Thin-Bed Drain is a low-profile dependable drain that can adapt to Noble's ProBase II Multi-Slope Base or can be used with mud beds. The clamping ring provides for integration of the sheet membrane to drain for a watertight connection. Weep slots and holes are integrated into the drain body for maximum drainage. Available in 5 finishes and two base materials. PVC Base is white. ABS base is black.



Chrome




Brushed Nickel



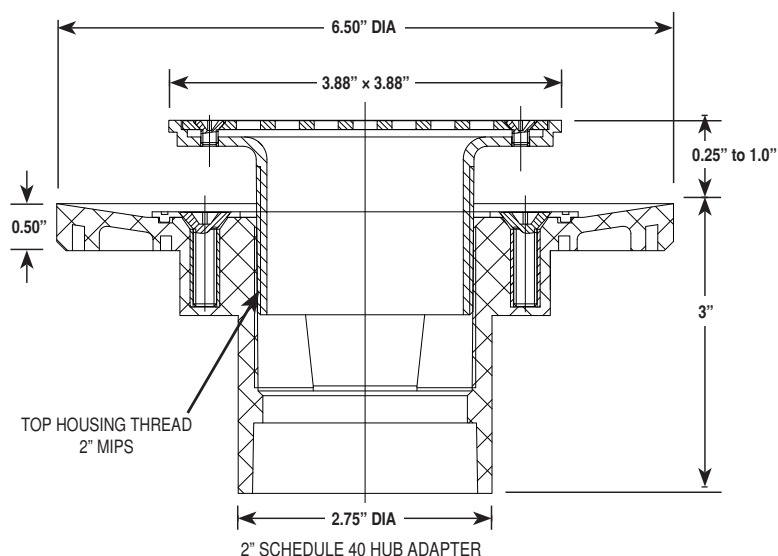
Oil Rubbed Bronze



Brushed Golden Nickel



Flat Black





FreeStyle Thin-Bed Drains™

MORTAR BED ADAPTER KIT

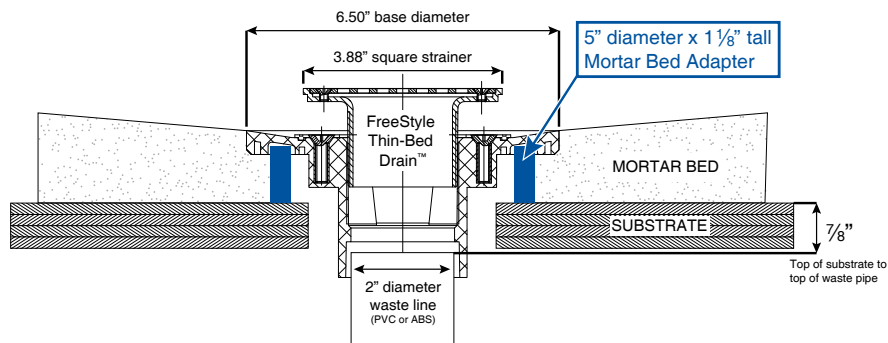


FreeStyle Thin-Bed Drain is NOT included in kit.

PART NO.	DESCRIPTION	QTY/ CARTON	PRICE/ UNIT	PRICE/ CARTON
3856	Mortar Bed Adapter Kit	6	\$29.95	\$179.70

FEATURES & BENEFITS

The Mortar Bed Adapter Kit will provide for the Noble FreeStyle Thin-Bed Drain (not included) to be installed into a mud bed installation. The adapter ring will lift the drain to allow for a mud bed to be poured.





Clamping Ring Drains

HIGH QUALITY SHOWER DRAINS



Polished Stainless
#3926 PVC



Brushed Golden Nickel
#392 PVC / #3921 ABS



Oil Rubbed Bronze
#3891 PVC



Chrome Plated
#3912 PVC



Matte Silver
#3923 PVC




Matte Silver
#3924 PVC



Chrome Plated
#391 PVC / 3911 ABS



Square Brushed Nickel
#3931 PVC / #3933 ABS



Square Tile-In PVC
#3929 4"



FILE #4065

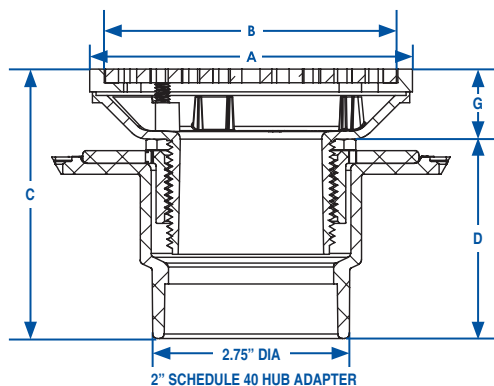
					INDIVIDUAL	
PART NO.	DESCRIPTION	QTY/ CTN	PRICE/ UNIT	PRICE/ CTN	QTY/ CTN	PRICE/ CTN
PVC						
391	Round - Chrome Plated	5	\$72.80	\$364.00	1	\$87.36
3912	Square - Chrome Plated	5	\$83.20	\$416.00	1	\$99.84
392	Square - Brushed Golden Nickel	5	\$96.20	\$481.00	1	\$115.44
3891	Square - Oil Rubbed Bronze	5	\$143.00	\$715.00	1	\$171.60
3924	Square - Matte Silver Stainless	5	\$96.20	\$481.00	1	\$115.44
3926	Square - Polished Stainless	5	\$118.30	\$591.50	1	\$141.96
3929	Square - 4" Tile-In	5	\$96.20	\$481.00	1	\$115.20
3931	Square - Brushed Nickel	5	\$106.60	\$533.00	1	\$127.92
ABS						
3921	Square - Brushed Golden Nickel	5	\$96.20	\$481.00	1	\$115.44
3911	Round - Chrome Plated	5	\$72.80	\$364.00	1	\$87.36
3933	Square - Brushed Nickel	5	\$106.60	\$533.00	1	\$127.92

FEATURES & BENEFITS

Three-part shower drains that provide a mechanical attachment of the waterproofing sheet membrane to ensure waterproof integrity, and quality construction helps ensure durable performance. The weep slots and holes on both sides of the collar maximize drainage. With over 2" of height adjustment available, this drain is built with brass inserts in the collar and the tail-piece prevents damage from over-tightening.

SIZES

For Clamping Ring Drain dimensions, refer to illustration and chart below.



PART #	TOP DIAMETER (A)	FLANGE DIAMETER (B)	ADJUSTABLE HEIGHT (C)	DRAIN BODY HEIGHT (D)	STRAINER HEIGHT (G)	
					MIN	MAX
3912, 391, 3911**	4.125"	6.625"	3.375" – 5.5"	2.625"	0.75"	2.875"
Tile-top 4"	4" Square	6.625"	1"	2.65"	1.313"	2.0"
ALL OTHERS	4.5"	6.625"	3.938" – 5.938"	2.625"	1.313"	3.313"

WATERPROOFING MEMBRANES

PAGE	PART NO.	DESCRIPTION	SIZE	QTY/ CTN	WEIGHT/ UNIT (lbs)	UNIT/ PALLET	CARTON SIZE		
							L	W	H
10	3503	AquaBlue Liquid Membrane	1.65 gallons	1	22	64	12	9	8
10	3504	AquaBlue Liquid Membrane	3.3 gallons	1	44	30	16	10	9
11	186	NobleSeal TS	5' x 100'	1	105	20	63	8	8
12	173	NobleSeal CIS (2 rolls per package)	3' x 50'	2	60	20	40	6	12
12	174	NobleSeal CIS (2 rolls per package)	4' x 50'	2	75	20	52	6	12
12	175	NobleSeal CIS	6' x 50'	1	60	24	75	6	6
13	162	NobleSeal SIS	6' x 33.3'	1	85	24	75	7	7
14	196	Noble Deck	6' x 50'	1	90	24	75	7	7
15	15001	AquaSeal	3' x 33.3'	1	9	81	38	4	4
15	15002	AquaSeal	3' x 100'	1	27	36	38	7	7
15	15003	AquaSeal - merchandiser	3' x 33.3'	9	86	9	38	15	15
15	15004	AquaSeal - merchandiser	3' x 100'	4	108	9	38	15	15
15	15005	AquaSeal	6' x 66.7'	1	34	24	75	6	6
15	15006	AquaSeal Cap Strip	5" x 30'	18	19	36	14	14	11
15	15007	AquaSeal Cap Strip	5" x 30'	1	1	2	10	7	6
16	105	Chloraloy	5' x 40'	1	65	24	63	6	6
16	111	Chloraloy	6' x 33.3'	1	65	24	75	6	6
17	125	RichPan	5' x 50'	1	80	24	63	7	7
17	127	RichPan	6' x 50'	1	95	24	75	7	7
18	1357	PVC Shower Pan Liner - 40 MIL	4' x 50'	1	65	24	52	7	7
18	1358	PVC Shower Pan Liner - 40 MIL	4' x 100'	1	115	15	52	9	9
18	1351	PVC Shower Pan Liner - 40 MIL	5' x 50'	1	76	24	63	7	7
18	1352	PVC Shower Pan Liner - 40 MIL	5' x 100'	1	145	15	63	8	8
18	1353	PVC Shower Pan Liner - 40 MIL	6' x 50'	1	90	24	75	7	7
18	1354	PVC Shower Pan Liner - 40 MIL	6' x 100'	1	175	15	75	8	8
18	1359	PVC Shower Pan Liner - 30 MIL	5' x 50'	1	80	24	63	7	7
18	1360	PVC Shower Pan Liner - 30 MIL	6' x 50'	1	95	24	75	7	7
19	1361	PVC, Cut-to-Length	5' x 6'	9	81	-	63	8	8
19	1362	PVC, Cut-to-Length	5' x 8'	4	48	-	63	6	6
19	1363	PVC, Cut-to-Length	6' x 10'	4	72	-	75	7	7

ADHESIVES / SEALANTS / CLEANERS

PAGE	PART NO.	DESCRIPTION	SIZE	QTY/ CTN	WEIGHT/ UNIT (lbs)	UNIT/ PALLET	CARTON SIZE		
							L	W	H
22	3391	NobleBond EXT	1 gallon	4	44	180	17	17	11
22	339	NobleBond EXT	4 gallons	1	40	48	13	13	13
23	320	NobleSealant 150	10.3 oz tube	10	10	-	13	11	5
23	3200	NobleSealant 250	10.3 oz tube	12	14	-	10	9	7
23	3200	NobleSealant 250 Sausage Tube	20 oz tube	12	25	-	14	9	7
24	311	NobleWeld 100	pint	6	8	-	11	8	6
24	308	PVC Seam Cement	pint	6	8	-	11	8	6
25	3743	Tub O' Towels - dispenser with tray	90 ct	6	17	-	18	12	9
25	3747	Tub O' Towels - refills	1	350	10	-	13	10	9
25	3748	Tub O' Towels - gravity feed dispenser	100 ct	1	4	-	13	7	7

INSTALLATION ACCESSORIES								
PAGE	PART NO.	DESCRIPTION	SIZE	QTY/ CTN	WEIGHT/ UNIT (lbs)	CARTON SIZE		
						L	W	H
28	2769	Thin-Line Inside Corner (2 per sleeve)	-	2	1	12	10	1
28	2765	Thin-Line Inside Corner - bulk pack	-	50	1	9	9	5
28	2770	Thin-Line Outside Corner (2 per sleeve)	-	2	1	12	10	1
28	2772	Thin-Line Outside Corner - bulk pack	-	50	2	9	9	5
28	2705	Thin-Line Inside Corner - 45°	-	50	2	9	9	5
28	2706	Thin-Line Outside Corner - 130°	-	50	2	9	9	5
28	2734	Thin-Line Mixing Valve Collar	-	1	1	15	12	1
28	2737	Thin-Line Mixing Valve Collar - bulk pack	-	50	3	13	12	4
28	2731	Thin-Line Pipe Collar	-	1	1	12	10	1
28	2730	Thin-Line Pipe Collar - bulk pack	-	50	1	9	9	5
29	2748	Inside Corner - CPE	-	25	1	11	7	6
29	2746	Inside Corner - CPE	-	50	2	11	7	6
29	2747	Outside Corner - CPE	-	25	3	11	7	6
29	2745	Outside Corner - CPE	-	50	4	11	7	6
29	275	Outside Corner - PVC	-	25	2	11	7	6
29	275	Outside Corner - PVC	-	50	4	11	7	6
29	214	Positive Weep Protector	-	25	3	12	11	6
30	250	NobleFlex Drain Flashing - ¾" depth	¾"	10	5	19	18	3
30	251	NobleFlex Drain Flashing - 1⅛" depth	1⅛"	10	5	19	18	3
30	252	NobleFlex Drain Flashing - 1½" depth	1½"	10	5	19	18	3
30	240	NobleFlex Drain Flashing - 1¾" depth	1¾"	10	5	19	18	4
30	242	NobleFlex Drain Flashing - 2" depth	2"	10	5	19	18	3
30	2501	NobleFlex Drain Flashing Tool - ¾" depth	¾"	10	2	13	13	13
30	2511	NobleFlex Drain Flashing Tool - 1⅛" depth	1⅛"	10	2	13	13	13
30	2521	NobleFlex Drain Flashing Tool - 1½" depth	1½"	10	2	13	13	13
30	2401	NobleFlex Drain Flashing Tool - 1¾" depth	1¾"	7	3	13	13	13
30	2532	NobleFlex Drain Flashing Tool - 2" depth	2"	6	3	13	13	13
30	25001	NobleFlex SD Drain Flashing - ¾" depth	¾"	14	12	16	16	14
30	25001	NobleFlex SD Drain Flashing - ¾" depth	¾"	1	1	-	-	-
30	25101	NobleFlex SD Drain Flashing - 1⅛" depth	1⅛"	10	12	16	16	14
30	25101	NobleFlex SD Drain Flashing - 1⅛" depth	1⅛"	1	1	-	-	-
30	25201	NobleFlex SD Drain Flashing - 1½" depth	1½"	7	12	16	16	14
30	25201	NobleFlex SD Drain Flashing - 1½" depth	1½"	1	1	-	-	-
31	3505	AquaBlue Flashing Mesh	4" × 180'	18	20	-	-	-
31	3505	AquaBlue Flashing Mesh	4" × 180'	1	1	-	-	-
31	3506	AquaSeal Drain Flashing	10"	10	2	-	-	-
31	3600	Surround Kit for Tub or Shower Base	-	1	12	4	5	38

NICHES / BENCHES / CURBS								
PAGE	PART NO.	DESCRIPTION	SIZE	QTY/ CTN	WEIGHT/ UNIT (lbs)	CARTON SIZE		
						L	W	H
34	278	Niche: Spice Rack	14¼" × 16¼"	1	3	23	15	5
34	278	Niche: Spice Rack - Bundle	14¼" × 16¼"	3	9	23	15	15
34	2782	Niche: Two-Shelf Corner - 8'	12¾" × 96"	1	10	52	15	10
34	2781	Niche: Four-Shelf Corner - 8'	12¾" × 96"	1	10	52	15	10
34	2841	Niche: 301 Square	14¼" × 14¼"	1	2	15	15	5
34	2841	Niche: 301 Square - Bundle	14¼" × 14¼"	4	6	15	15	20

NICHES / BENCHES / CURBS

PAGE	PART NO.	DESCRIPTION	SIZE	QTY/ CTN	WEIGHT/ UNIT (lbs)	CARTON SIZE		
						L	W	H
34	2861	Niche: 302 Peaked	14 $\frac{1}{4}$ " × 22 $\frac{1}{2}$ "	1	3	23	15	5
34	2861	Niche: 302 Peaked - Bundle	14 $\frac{1}{4}$ " × 22 $\frac{1}{2}$ "	3	6	23	15	15
34	2871	Niche: 303 Wide Arch Combo	14 $\frac{1}{4}$ " × 22 $\frac{1}{2}$ "	1	3	23	15	5
34	2871	Niche: 303 Wide Arch Combo - Bundle	14 $\frac{1}{4}$ " × 22 $\frac{1}{2}$ "	3	7	23	15	15
34	2881	Niche: 304 Wide Combo	14 $\frac{1}{4}$ " × 22 $\frac{1}{2}$ "	1	3	23	15	5
34	2881	Niche: 304 Wide Combo - Bundle	14 $\frac{1}{4}$ " × 22 $\frac{1}{2}$ "	3	7	23	15	15
34	2885	Niche: Double Square	14 $\frac{1}{4}$ " × 27 $\frac{3}{4}$ "	1	3	28	15	5
34	2885	Niche: Double Square - Bundle	14 $\frac{1}{4}$ " × 27 $\frac{3}{4}$ "	3	6	28	15	15
34	2901	Niche: 305 Narrow Combo	8 $\frac{1}{4}$ " × 22 $\frac{1}{2}$ "	1	2	23	9	5
34	2901	Niche: 305 Narrow Combo - Bundle	8 $\frac{1}{4}$ " × 22 $\frac{1}{2}$ "	4	6	23	9	20
34	2891	Niche: 306 Narrow Arch Combo	8 $\frac{1}{4}$ " × 22 $\frac{1}{2}$ "	1	2	23	9	5
34	2891	Niche: 306 Narrow Arch Combo - Bundle	8 $\frac{1}{4}$ " × 22 $\frac{1}{2}$ "	4	8	23	9	20
34	2921	Niche: 308 Soap Dish	8 $\frac{1}{4}$ " × 8 $\frac{1}{4}$ "	1	2	9	9	5
34	2921	Niche: 308 Soap Dish - Bundle	8 $\frac{1}{4}$ " × 8 $\frac{1}{4}$ "	4	3	9	9	20
34	2941	Niche: 314 Rectangle	14 $\frac{1}{4}$ " × 22 $\frac{1}{2}$ "	1	3	23	15	5
34	2941	Niche: 314 Rectangle - Bundle	14 $\frac{1}{4}$ " × 22 $\frac{1}{2}$ "	3	9	23	15	15
34	2942	Niche: Tall 31.5"	31 $\frac{1}{2}$ " × 14 $\frac{1}{4}$ "	1	3	33	15	5
34	2942	Niche: Tall 31.5" - Bundle	31 $\frac{1}{2}$ " × 14 $\frac{1}{4}$ "	3	9	33	15	15
34	2943	Niche: Tall 48"	48" × 14 $\frac{1}{4}$ "	1	4	49	15	5
34	2943	Niche: Tall 48" - Bundle	48" × 14 $\frac{1}{4}$ "	3	15	49	15	15
36	400	Bench: Small Triangle	15 $\frac{1}{2}$ " × 22" × 20"	2	12	21	18	18
36	400	Bench: Small Triangle	15 $\frac{1}{2}$ " × 22" × 20"	1	-	-	-	-
36	402	Bench: Large Triangle	23" × 32 $\frac{1}{2}$ " × 20"	2	25	26	26	22
36	402	Bench: Large Triangle	23" × 32 $\frac{1}{2}$ " × 20"	1	-	-	-	-
36	404	Bench: Square	11 $\frac{1}{2}$ " × 11 $\frac{1}{2}$ " × 20"	1	7	21	13	13
36	406	Bench: Curved	15 $\frac{1}{2}$ " radius × 20"	1	10	21	18	18
36	411	Bench: Large Rectangle - 36"	15 $\frac{1}{2}$ " × 36" × 20"	1	22	45	21	17
36	412	Bench: Small Rectangle - 36"	11 $\frac{1}{2}$ " × 36" × 20"	1	19	45	21	13
36	4004	Bench: Large Rectangle - 48"	15 $\frac{1}{2}$ " × 48" × 20"	1	27	50	21	17
36	409	Bench: Small Rectangle - 48"	11 $\frac{1}{2}$ " × 47 $\frac{3}{4}$ " × 20"	1	24	50	21	13
36	414	Bench: Triangle Shelf	23" × 32 $\frac{1}{2}$ " × 4"	1	11	26	26	5
37	285	Curb: 203 Overlay - 3'	3' × 47 $\frac{7}{8}$ " × 5 $\frac{1}{8}$ "	6	7	40	17	6
37	280	Curb: 201 Overlay - 4'	4' × 47 $\frac{7}{8}$ " × 5 $\frac{1}{8}$ "	6	9	52	17	6
37	281	Curb: 205 Overlay - 5'	5' × 47 $\frac{7}{8}$ " × 5 $\frac{1}{8}$ "	6	11	64	17	6
37	3001	Curb: Solid - 3'	3' × 41 $\frac{1}{2}$ " × 5 $\frac{1}{8}$ "	3	9	40	17	6
37	3001	Curb: Solid - 3'	3' × 41 $\frac{1}{2}$ " × 5 $\frac{1}{8}$ "	1	3	-	-	-
37	3002	Curb: Solid - 4'	4' × 41 $\frac{1}{2}$ " × 5 $\frac{1}{8}$ "	3	10	52	17	6
37	3002	Curb: Solid - 4'	4' × 41 $\frac{1}{2}$ " × 5 $\frac{1}{8}$ "	1	4	-	-	-
37	3003	Curb: Solid - 5'	5' × 41 $\frac{1}{2}$ " × 5 $\frac{1}{8}$ "	3	12	64	17	6
37	3003	Curb: Solid - 5'	5' × 41 $\frac{1}{2}$ " × 5 $\frac{1}{8}$ "	1	4	-	-	-
37	3013	Curb: Solid - 6'	6' × 41 $\frac{1}{2}$ " × 5 $\frac{1}{8}$ "	3	14	76	17	6
37	3013	Curb: Solid - 6'	6' × 41 $\frac{1}{2}$ " × 5 $\frac{1}{8}$ "	1	5	-	-	-
38	236605	NobleBoard	36" × 60" × $\frac{1}{2}$ "	1	11	50	37	62
38	236605	NobleBoard	36" × 60" × $\frac{1}{2}$ "	5	55	4	37	62
38	2366025	NobleBoard	36" × 60" × $\frac{1}{4}$ "	1	10	34	37	62
38	248602	NobleBoard	48" × 60" × 2"	1	16	48	49	62
38	248605	NobleBoard	48" × 60" × $\frac{1}{2}$ "	1	14	49	49	62
38	248965	NobleBoard	48" × 96" × $\frac{1}{2}$ "	1	25	33	97	49
38	248965	NobleBoard	48" × 96" × $\frac{1}{2}$ "	5	125	4	49	97

SLOPES / BASES									
PAGE	PART NO.	DESCRIPTION	SIZE	QTY/ CTN	WEIGHT/ UNIT (lbs)	UNITS/ PALLET	CARTON SIZE		
							L	W	H
42	210	PRO-SLOPE 4040	40" × 40"	6	22	-	21	21	21
42	213	PRO-SLOPE 6060	60" × 60"	4	32	-	31	31	18
42	212	PRO-SLOPE Flat Extensions 2040	20" × 40"	10	20	-	21	21	21
42	2121	PRO-SLOPE Tapered Extensions 2040	20" × 40"	8	17	-	21	21	21
42	2131	PRO-SLOPE Flat Extensions 3060	30" × 60"	6	27	-	31	31	18
42	2132	PRO-SLOPE Tapered Extensions 3060	30" × 60"	5	27	-	31	31	18
42	2125	PRO-SLOPE Tub Replacement 4080	40" × 80"	1	9	-	21	21	11
45	4610B	PB II MS Base Only - Honeycomb	32" × 60" End Drain	1	8	30	34	31	4
45	4620B	PB II MS Base Only - Honeycomb	32" × 60" Center Drain	1	8	30	34	31	4
45	4420B	PB II MS Base Only - Honeycomb	38" × 38" Center Drain	1	6	44	40	20	4
45	4720B	PB II MS Base Only - Honeycomb	48" × 48" Center Drain	1	8	24	50	25	4
45	4520B	PB II MS Base Only - Honeycomb	48" × 72" Center Drain	1	13	20	50	25	5
45	4820B	PB II MS Base Only - Honeycomb	72" × 72" Center Drain	1	19	15	38	38	6
45	4610F	PB II MS Base Only - Foam	32" × 60" End Drain	1	5	30	34	31	4
45	4620F	PB II MS Base Only - Foam	32" × 60" Center Drain	1	5	30	34	31	4
45	4420F	PB II MS Base Only - Foam	38" × 38" Center Drain	1	4	44	40	20	4
45	4720F	PB II MS Base Only - Foam	48" × 48" Center Drain	1	5	24	50	25	4
45	4520F	PB II MS Base Only - Foam	48" × 72" Center Drain	1	7	20	50	25	5
45	4820F	PB II MS Base Only - Foam	72" × 72" Center Drain	1	11	15	38	38	6
45	5160101	PB II MS Base Only - Honeycomb - Pre-Waterproofed	32" × 60" End Drain	1	10	30	34	31	4
45	5160401	PB II MS Base Only - Honeycomb - Pre-Waterproofed	32" × 60" Center Drain	1	10	30	34	31	4
45	5140401	PB II MS Base Only - Honeycomb - Pre-Waterproofed	38" × 38" Center Drain	1	7	44	40	20	4
45	5170401	PB II MS Base Only - Honeycomb - Pre-Waterproofed	48" × 48" Center Drain	1	10	24	50	25	4
45	5150401	PB II MS Base Only - Honeycomb - Pre-Waterproofed	48" × 72" Center Drain	1	17	10	50	25	5
45	5180401	PB II MS Base Only - Honeycomb - Pre-Waterproofed	72" × 72" Center Drain	1	26	15	39	38	8
45	5160201	PB II MS Base Only - Foam - Pre-Waterproofed	32" × 60" End Drain	1	8	30	34	31	4
45	5160501	PB II MS Base Only - Foam - Pre-Waterproofed	32" × 60" Center Drain	1	7	30	34	31	4
45	5140501	PB II MS Base Only - Foam - Pre-Waterproofed	38" × 38" Center Drain	1	6	44	40	20	4
45	5170501	PB II MS Base Only - Foam - Pre-Waterproofed	48" × 48" Center Drain	1	7	24	50	25	4
45	5150501	PB II MS Base Only - Foam - Pre-Waterproofed	48" × 72" Center Drain	1	12	10	50	25	5
45	5180501	PB II MS Base Only - Foam - Pre-Waterproofed	72" × 72" Center Drain	1	15	15	39	38	9
46	4610	PB II MS Kit - Honeycomb	32" × 60" End Drain	1	28	12	38	33	9
46	4620	PB II MS Kit - Honeycomb	32" × 60" Center Drain	1	28	12	38	33	9
46	4420	PB II MS Kit - Honeycomb	38" × 38" Center Drain	1	28	11	49	25	8
46	4720	PB II MS Kit - Honeycomb	48" × 48" Center Drain	1	30	11	49	25	8
46	4520	PB II MS Kit - Honeycomb Box 2	48" × 72" Center Drain	1	13 23	10	50 38	25 20	5 6
46	4820	PB II MS Kit - Honeycomb Box 2	72" × 72" Center Drain	1	19 25	8	38 38	38 20	6 6
46	4619	PB II MS Kit - Foam	32" × 60" End Drain	1	28	12	38	33	9
46	4629	PB II MS Kit - Foam	32" × 60" Center Drain	1	28	12	38	33	9
46	4429	PB II MS Kit - Foam	38" × 38" Center Drain	1	28	11	49	25	8
46	4729	PB II MS Kit - Foam	48" × 48" Center Drain	1	30	11	49	25	8
46	4529	PB II MS Kit - Foam Box 2	48" × 72" Center Drain	1	13 23	10	50 38	25 20	5 6
46	4829	PB II MS Kit - Foam Box 2	72" × 72" Center Drain	1	19 25	8	38 38	38 20	6 6

SLOPES / BASES									
PAGE	PART NO.	DESCRIPTION	SIZE	QTY/ CTN	WEIGHT/ UNIT (lbs)	UNITS/ PALLET	CARTON SIZE		
							L	W	H
47	5160104	PB II MS Kit - Honeycomb - Pre-Waterproofed	32" × 60" End Drain	1	30	12	38	33	9
47	5160404	PB II MS Kit - Honeycomb - Pre-Waterproofed	32" × 60" Center Drain	1	30	12	38	33	9
47	5140404	PB II MS Kit - Honeycomb - Pre-Waterproofed	38" × 38" Center Drain	1	29	11	49	25	8
47	5170404	PB II MS Kit - Honeycomb - Pre-Waterproofed	48" × 48" Center Drain	1	32	11	49	25	8
47	5150404	PB II MS Kit - Honeycomb - Pre-Waterproofed Box 2	48" × 72" Center Drain	1	17 23	10	50 38	25 20	5 6
47	5180404	PB II MS Kit - Honeycomb - Pre-Waterproofed Box 2	72" × 72" Center Drain	1	23 25	8	39 38	38 20	8 6
47	5160204	PB II MS Kit - Foam - Pre-Waterproofed	32" × 60" End Drain	1	29	12	38	33	9
47	5160504	PB II MS Kit - Foam - Pre-Waterproofed	32" × 60" Center Drain	1	29	12	38	33	9
47	5140504	PB II MS Kit - Foam - Pre-Waterproofed	38" × 38" Center Drain	1	28	11	49	25	8
47	5170504	PB II MS Kit - Foam - Pre-Waterproofed	48" × 48" Center Drain	1	31	11	49	25	8
47	5150504	PB II MS Kit - Foam - Pre-Waterproofed Box 2	48" × 72" Center Drain	1	15 23	10	50 38	25 20	5 6
47	5180504	PB II MS Kit - Foam - Pre-Waterproofed Box 2	72" × 72" Center Drain	1	21 25	8	39 38	38 20	8 6
49	5060103	PB II SS Base Only - Honeycomb	32" × 60"	1	6	-	38	30	5
49	506464103	PB II SS Base Only - Honeycomb	64" × 64"	1	8	-	38	30	5
49	5060203	PB II SS Base Only - Foam	32" × 60"	1	6	-	38	30	5
49	506464203	PB II SS Base Only - Foam	64" × 64"	1	8	-	38	30	5
49	5060101	PB II SS Base Only - Honeycomb - Pre-Waterproofed	32" × 60"	1	6	-	38	30	5
49	506464101	PB II SS Base Only - Honeycomb - Pre-Waterproofed	64" × 64"	1	8	-	38	30	5
49	5060201	PB II SS Base Only - Foam - Pre-Waterproofed	32" × 60"	1	6	-	38	30	5
49	506464201	PB II SS Base Only - Foam - Pre-Waterproofed	64" × 64"	1	8	-	38	30	5
50	5060106	PB II SS Kit - Honeycomb	32" × 60"	1	22	-	38	30	11
50	506464106	PB II SS Kit - Honeycomb	64" × 64"	1	34	-	38	30	11
50	5060206	PB II SS Kit - Foam	32" × 60"	1	22	-	38	30	11
50	506464206	PB II SS Kit - Foam	64" × 64"	1	34	-	38	30	11
51	5060104	PB II SS Kit - Honeycomb - Pre-Waterproofed	32" × 60"	1	22	-	38	30	11
51	506464104	PB II SS Kit - Honeycomb - Pre-Waterproofed	64" × 64"	1	34	-	38	30	11
51	5060204	PB II SS Kit - Foam - Pre-Waterproofed	32" × 60"	1	22	-	38	30	11
51	506464204	PB II SS Kit - Foam - Pre-Waterproofed	64" × 64"	1	34	-	38	30	11
54	5570602A	ProBase EX A Piece - Waterproofed	48" × 48"	1	33	-	48	48	1.5
54	5570609A	ProBase EX A Piece	48" × 48"	1	30	-	48	48	1.5
54	5570602B	ProBase EX B Piece - Waterproofed	48" × 48"	1	38	-	48	48	2.5
54	5570609B	ProBase EX B Piece	48" × 48"	1	36	-	48	48	2.5
54	557061	ProBase EX A Piece Inside Valley Corner	48" × 48"	1	30	-	48	48	1.5
54	557062	ProBase EX B Piece Inside Valley Corner	48" × 48"	1	36	-	48	48	2.5
54	557071	ProBase EX A Piece Outside Ridge Corner	48" × 48"	1	30	-	48	48	1.5
54	557072	ProBase EX B Piece Outside Ridge Corner	48" × 48"	1	36	-	48	48	2.5
54	5570609F	ProBase EX Flat Piece Foam	48" × 48"	1	32	-	48	48	2
54	1574	ProBase EX 4" Cap Strip	4" × 100'	1	25	-	12	12	4
54	1578	ProBase EX 8" Flashing	8" × 100'	1	50	-	12	12	8
55	5148	Barrier-Free Ramp	48" × 16"	5	12	-	50	18	6
55	5148	Barrier-Free Ramp	48" × 16"	1	2	-	29	18	6

DRAINS								
PAGE	PART NO.	DESCRIPTION	SIZE	QTY/ CTN	WEIGHT/ UNIT (lbs)	CARTON SIZE		
						L	W	H
58-60	-	FreeStyle Linear Drain - PVC	24"	1	10	32	5	5
58-60	-	FreeStyle Linear Drain - PVC	32"	1	12	40	5	5
58-60	-	FreeStyle Linear Drain - PVC	36"	1	14	44	5	5
58-60	-	FreeStyle Linear Drain - PVC	40"	1	15	48	5	5
58-60	-	FreeStyle Linear Drain - PVC	48"	1	18	56	5	5
58-60	-	FreeStyle Linear Drain - PVC	54"	1	21	62	5	5
58-60	-	FreeStyle Linear Drain - PVC	60"	1	24	68	5	5
58-60	-	FreeStyle Linear Drain - ABS	24"	1	7	32	5	5
58-60	-	FreeStyle Linear Drain - ABS	32"	1	9	40	5	5
58-60	-	FreeStyle Linear Drain - ABS	36"	1	10	44	5	5
58-60	-	FreeStyle Linear Drain - ABS	40"	1	11	48	5	5
58-60	-	FreeStyle Linear Drain - ABS	48"	1	13	56	5	5
58-60	-	FreeStyle Linear Drain - ABS	54"	1	18	62	5	5
58-60	-	FreeStyle Linear Drain - ABS	60"	1	21	68	5	5
61	-	FreeStyle Linear Drain - Base Kit - PVC	24"	1	8	32	5	5
61	-	FreeStyle Linear Drain - Base Kit - PVC	32"	1	11	40	5	5
61	-	FreeStyle Linear Drain - Base Kit - PVC	36"	1	12	40	5	5
61	-	FreeStyle Linear Drain - Base Kit - PVC	40"	1	13	48	5	5
61	-	FreeStyle Linear Drain - Base Kit - PVC	48"	1	16	56	5	5
61	-	FreeStyle Linear Drain - Base Kit - PVC	54"	1	18	62	5	5
61	-	FreeStyle Linear Drain - Base Kit - PVC	60"	1	20	68	5	5
61	-	FreeStyle Linear Drain - Base Kit - ABS	24"	1	7	32	5	5
61	-	FreeStyle Linear Drain - Base Kit - ABS	32"	1	9	40	5	5
61	-	FreeStyle Linear Drain - Base Kit - ABS	36"	1	11	40	5	5
61	-	FreeStyle Linear Drain - Base Kit - ABS	40"	1	11	48	5	5
61	-	FreeStyle Linear Drain - Base Kit - ABS	48"	1	13	56	5	5
61	-	FreeStyle Linear Drain - Base Kit - ABS	54"	1	15	62	5	5
61	-	FreeStyle Linear Drain - Base Kit - ABS	60"	1	17	68	5	5
62	-	FreeStyle Linear Drain - Strainer Kit	24"	1	2	25	4	4
62	-	FreeStyle Linear Drain - Strainer Kit	32"	1	3	37	4	4
62	-	FreeStyle Linear Drain - Strainer Kit	36"	1	3	37	4	4
62	-	FreeStyle Linear Drain - Strainer Kit	40"	1	3	43	4	4
62	-	FreeStyle Linear Drain - Strainer Kit	48"	1	4	49	4	4
62	-	FreeStyle Linear Drain - Strainer Kit	54"	1	5	57	4	4
62	-	FreeStyle Linear Drain - Strainer Kit	60"	1	5	62	4	4
62	97024	FreeStyle Linear Drain - Full Mortar Bed Kit	24"	1	2	27	5	5
62	97032	FreeStyle Linear Drain - Full Mortar Bed Kit	32"	1	3	35	5	5
62	97036	FreeStyle Linear Drain - Full Mortar Bed Kit	36"	1	3	39	5	5
62	97040	FreeStyle Linear Drain - Full Mortar Bed Kit	40"	1	3	43	5	5
62	97048	FreeStyle Linear Drain - Full Mortar Bed Kit	48"	1	3	51	5	5
62	97054	FreeStyle Linear Drain - Full Mortar Bed Kit	54"	1	4	57	5	5
62	97060	FreeStyle Linear Drain - Full Mortar Bed Kit	60"	1	4	63	5	5

DRAINS								
PAGE	PART NO.	DESCRIPTION	SIZE	QTY/ CTN	WEIGHT/ UNIT (lbs)	CARTON SIZE		
						L	W	H
62	98024	FreeStyle Linear Drain - Full Mortar Bed Kit - Tile-top Strainer	24"	1	9	32	10	5
62	98032	FreeStyle Linear Drain - Full Mortar Bed Kit - Tile-top Strainer	32"	1	12	40	10	5
62	98036	FreeStyle Linear Drain - Full Mortar Bed Kit - Tile-top Strainer	36"	1	13	44	10	5
62	98040	FreeStyle Linear Drain - Full Mortar Bed Kit - Tile-top Strainer	40"	1	15	48	10	5
62	98048	FreeStyle Linear Drain - Full Mortar Bed Kit - Tile-top Strainer	48"	1	18	56	10	5
62	98054	FreeStyle Linear Drain - Full Mortar Bed Kit - Tile-top Strainer	54"	1	20	62	10	5
62	98060	FreeStyle Linear Drain - Full Mortar Bed Kit - Tile-top Strainer	60"	1	22	68	10	5
63	8513	FreeStyle Linear Drain - Strainer Connector (sizes / chart)	-	1	2	8	8	7
63	8514	FreeStyle Linear Drain - Strainer Connector (sizes / chart)	-	1	2	8	8	7
63	8515	FreeStyle Linear Drain - Strainer Connector (sizes / chart)	-	1	2	8	8	7
64	9C242000	Solutions Linear Drain - Drain Base	24"	1	2	45	5	3.5
64	9C322000	Solutions Linear Drain - Drain Base	32"	1	2	45	5	3.5
64	9C362000	Solutions Linear Drain - Drain Base	36"	1	3	45	5	3.5
64	9C422000	Solutions Linear Drain - Drain Base	42"	1	4	45	5	3.5
64	9C482000	Solutions Linear Drain - Drain Base	48"	1	5	63	5	3.5
64	9C542000	Solutions Linear Drain - Drain Base	54"	1	6	63	5	3.5
64	9C602000	Solutions Linear Drain - Drain Base	60"	1	8	63	5	3.5
64	-	Solutions Linear Drain - Slotted Strainer	24"	1	2	45	3	1.5
64	-	Solutions Linear Drain - Slotted Strainer	32"	1	3	45	3	1.5
64	-	Solutions Linear Drain - Slotted Strainer	36"	1	4	45	3	1.5
64	-	Solutions Linear Drain - Slotted Strainer	42"	1	5	45	3	1.5
64	-	Solutions Linear Drain - Slotted Strainer	48"	1	6	63	3	1.5
64	-	Solutions Linear Drain - Slotted Strainer	54"	1	8	63	3	1.5
64	-	Solutions Linear Drain - Slotted Strainer	60"	1	10	63	3	1.5
64	-	Solutions Linear Drain - Triangle Strainer	24"	1	2	45	3	1.5
64	-	Solutions Linear Drain - Triangle Strainer	32"	1	3	45	3	1.5
64	-	Solutions Linear Drain - Triangle Strainer	36"	1	4	45	3	1.5
64	-	Solutions Linear Drain - Triangle Strainer	42"	1	5	45	3	1.5
64	-	Solutions Linear Drain - Triangle Strainer	48"	1	6	63	3	1.5
64	-	Solutions Linear Drain - Triangle Strainer	54"	1	8	63	3	1.5
64	-	Solutions Linear Drain - Triangle Strainer	60"	1	10	63	3	1.5
64	82414	Solutions Linear Drain - Tile-In Strainer	24"	1	2	45	3	1.5
64	83214	Solutions Linear Drain - Tile-In Strainer	32"	1	3	45	3	1.5
64	83614	Solutions Linear Drain - Tile-In Strainer	36"	1	4	45	3	1.5
64	84214	Solutions Linear Drain - Tile-In Strainer	42"	1	5	45	3	1.5
64	84814	Solutions Linear Drain - Tile-In Strainer	48"	1	6	63	3	1.5
64	85414	Solutions Linear Drain - Tile-In Strainer	54"	1	8	63	3	1.5
64	86014	Solutions Linear Drain - Tile-In Strainer	60"	1	10	63	3	1.5
64	8305	Solutions Linear Drain - Hair Trap/Strainer Leveler Combo	-	1	1	-	-	-
64	8306	Solutions Linear Drain - Hair Trap	-	1	1	-	-	-
64	8307	Solutions Linear Drain - Strainer Leveler Set	-	1	1	-	-	-
64	8308	Solutions Linear Drain - Clamping Ring Hub Transition	-	12	10	-	-	-
64	8308	Solutions Linear Drain - Clamping Ring Hub Transition	-	1	1	-	-	-

DRAINS								
PAGE	PART NO.	DESCRIPTION	SIZE	QTY/ CTN	WEIGHT/ UNIT (lbs)	CARTON SIZE		
						L	W	H
65	96024	Cradle for 24" Solutions Drain	24"	1	1	45	5	3.5
65	96032	Cradle for 32" Solutions Drain	32"	1	1	45	5	3.5
65	96036	Cradle for 36" Solutions Drain	36"	1	1	45	5	3.5
65	96042	Cradle for 42" Solutions Drain	42"	1	1	45	5	3.5
65	96048	Cradle for 48" Solutions Drain	48"	1	1	63	5	3.5
65	96054	Cradle for 54" Solutions Drain	54"	1	1	63	5	3.5
65	96060	Cradle for 60" Solutions Drain	60"	1	1	63	5	3.5
66	861	FreeStyle Thin-Bed Drain - Chrome - PVC	-	6	13	16	8	8
66	861	FreeStyle Thin-Bed Drain - Chrome - PVC	-	1	3	8	8	7
66	862	FreeStyle Thin-Bed Drain - Brushed Nickel - PVC	-	6	13	16	8	8
66	862	FreeStyle Thin-Bed Drain - Brushed Nickel - PVC	-	1	3	8	8	7
66	863	FreeStyle Thin-Bed Drain - Oil Rubbed Bronze - PVC	-	6	13	16	8	8
66	863	FreeStyle Thin-Bed Drain - Oil Rubbed Bronze - PVC	-	1	3	8	8	7
66	864	FreeStyle Thin-Bed Drain - Brushed Golden Nickel - PVC	-	6	13	16	8	8
66	864	FreeStyle Thin-Bed Drain - Brushed Golden Nickel - PVC	-	1	3	8	8	7
66	865	FreeStyle Thin-Bed Drain - Flat Black - PVC	-	6	13	16	8	8
66	865	FreeStyle Thin-Bed Drain - Flat Black - PVC	-	1	3	8	8	7
66	961	FreeStyle Thin-Bed Drain - Chrome - ABS	-	6	13	16	8	8
66	961	FreeStyle Thin-Bed Drain - Chrome - ABS	-	1	3	8	8	7
66	962	FreeStyle Thin-Bed Drain - Brushed Nickel - ABS	-	6	13	16	8	8
66	962	FreeStyle Thin-Bed Drain - Brushed Nickel - ABS	-	1	3	8	8	7
66	963	FreeStyle Thin-Bed Drain - Oil Rubbed Bronze - ABS	-	6	13	16	8	8
66	963	FreeStyle Thin-Bed Drain - Oil Rubbed Bronze - ABS	-	1	3	8	8	7
66	964	FreeStyle Thin-Bed Drain - Brushed Golden Nickel - ABS	-	6	13	16	8	8
66	964	FreeStyle Thin-Bed Drain - Brushed Golden Nickel - ABS	-	1	3	8	8	7
66	965	FreeStyle Thin-Bed Drain - Flat Black - ABS	-	6	13	16	8	8
66	965	FreeStyle Thin-Bed Drain - Flat Black - ABS	-	1	3	8	8	7
67	3856	Mortar Bed Adapter Kit	-	6	2	8	8	7
68	391	Clamping Ring - Round - Chrome Plated - PVC	-	5	8	18	10	6
68	3912	Clamping Ring - Square - Chrome Plated - PVC	-	5	8	18	10	6
68	392	Clamping Ring - Square - Brushed Golden Nickel - PVC	-	5	9	15	10	8
68	3891	Clamping Ring - Square - Oil Rubbed Bronze - PVC	-	5	9	15	10	8
68	3924	Clamping Ring - Square - Matte Stainless - PVC	-	5	9	15	10	8
68	3926	Clamping Ring - Square - Polished Stainless - PVC	-	5	8	15	10	8
68	3929	Clamping Ring - Square - 4" Tile-In Strainer - PVC	-	5	8	15	10	8
68	3931	Clamping Ring - Square - Brushed Nickel - PVC	-	5	9	15	10	8
68	3921	Clamping Ring - Square - Brushed Golden Nickel - ABS	-	5	9	15	10	8
68	3911	Clamping Ring - Round - Chrome Plated - ABS	-	5	8	18	10	6
68	3933	Clamping Ring - Square - Brushed Nickel - ABS	-	5	8	15	10	8

TERMS OF SALE

PAYMENT TERMS

2% 15 Days, Net 30

All prices quoted and payable in US Dollars

Minimum Invoice Charge \$25.00

Broken Carton Charge: 25%

FREIGHT TERMS

Sheet Membranes

Any order with a total of 3,900 sf of combined membrane material qualifies for prepaid freight.

Orders less than 3,900 sf total will be charged at 15% freight of total net order.

Customer carrier account can be used and freight charge will be waived.

Any order with a minimum of 3,900 sf of membrane material will allow all other add-on items to ship prepaid.

Liquid Membranes

Freight is prepaid and allowed when ordering a full pallet quantity.

Freight is prepaid and allowed when ordered with a minimum of 3,900 square feet of sheet membrane.

Orders less than freight allowed will be charged at 17% freight of total net order of liquid membrane.

Customer carrier account can be used and freight charge will be waived.

All other standard Noble Company terms and conditions apply.

ProBase® II Kits, FreeStyle Linear Drains™

Freight is prepaid and allowed.

NobleBoard™

Freight is prepaid and allowed on NobleBoard orders of \$4,500 net.

Orders less than \$4,500 net will be charged actual freight cost.

Customer carrier account can be used and freight charge will be waived.

Broken Bundle or Broken Pallet Qty will be charged actual freight plus 7% handling charge.

All Other Products

Freight is prepaid and allowed on orders of \$400 net or more.

Freight is prepaid and allowed when ordered with a minimum of 3,900 sf of membrane material.

Orders less than \$400 net of these products will be charged at 15% freight of total net order.

Customer carrier account can be used and freight charge will be waived.

Orders shipped 2nd Day, Next Day, or any other expedited service, will be billed freight and any other special handling charges.

All orders are shipped FOB shipping point. The title of goods passes to the Buyer at shipping point. The Buyer owns the goods while in transit and assumes all risk. Freight charges are prepaid by the Shipper to the Carrier.

Any shortages or damages in shipments must be reported to common carrier upon receipt.

All concealed damages must be reported to the freight company within 48 hours. All claims must be filed with the freight company.

RETURN MATERIAL

Noble Company will not accept returns after 90 days.

Any return request must be pre-approved by Noble Company. Return Goods Authorization (RGA) number must be assigned by Spring Lake Office.

Items with expiration dates may require additional information prior to return.

Material must be returned freight prepaid.

If inspection finds material to be defective, it will be replaced or a credit will be issued for the material and the return freight charges incurred.

If material is not found to be defective, credit will be issued for material less a 25% restocking charge.

Returned goods will not be accepted if returned collect, used, cut, treated, or if custom material.

Prices subject to change without notice. Possession of this price list is not an offer to sell. This price sheet renders all previously dated price sheets obsolete.



Noble Company, Spring Lake, Michigan

Founded in 1946, Noble Company has established a reputation of providing high quality, innovative products for the plumbing and tile industries. Identifying problems and developing solutions that add value and exceed customer expectations has been the ongoing mission of our company. Noble Company products are available globally through our distribution network.

PROVEN PERFORMANCE SINCE 1946



7300 Enterprise Drive · Spring Lake, MI · 49456 · (800) 878-5788 · Fax: (231) 799-8850
© 2024 Noble Company ® Registered Trademark of Noble Company™ Trademark of Noble Company
© 2024 Tub O' Towels All Rights Reserved ® Registered Trademark of Tub O' Towels, Cleveland, OH

File # D9112023-09 | 12/23 | Supersedes D9052023-05