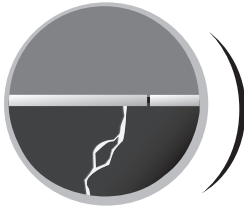


Noble EZ

Residential Crack Isolation



Protects interior installations of thin-set tile from cracking. EZ relieves the stress caused by lateral movement in the substrate. Also helps preserve the tile patterns by bridging control joints.



- **Single Sheet Membrane**

- Nominal thickness of 1/32" (0.8mm)
- Ensures uniform thickness & quality
- Minimizes workmanship variables
- No curing - Install tile immediately

(about the thickness of this line)

- **Protects Tile from Cracking**

- Outperforms uncoupling membranes
- ANSI A118.12 crack isolation testing (high performance)
- High Performance: bridges > 1/8" of movement

- **Use Over Common Substrates**

- Including concrete, many wood subfloors, radiant heat, and primed gypsum underlayments
- Use NobleBond adhesive for bonding to OSB
- Can be used in partial coverage

- **Warranty**

- Performance Warranty: 5 Year "Crack Free"
- Product Warranty: 10 Years from date of original installation[^]



Installation:*



1. Apply Bonding agent (NobleBond adhesive or latex modified thin-set).



2. Embed Noble EZ with a roller.



3. Install tile.

* CAUTION: Read complete installation instructions prior to installing.
[^] Refer to full product warranty on reverse side.

Noble EZ Product Description

APPLICATIONS

Use in residential applications over common substrates including concrete, primed gypsum underlaments, many wood subfloors, and radiant heat.

COMPOSITION & MATERIALS

Noble EZ is a composite sheet membrane manufactured from a thermoplastic polymer with non-woven polyester fabric laminated to both sides.

PRODUCT DIMENSIONS

- 3' x 50' (0.9m x 15.2m) roll = 150 sq. ft. (13.9m²)
- 6' x 50' (1.8m x 15.2m) roll = 300 sq. ft. (27.9m²)
- Nominal thickness is .030" (0.8mm)

LIMITATIONS: Noble EZ is not designed for use as a wearing surface. EZ is not recommended for exterior applications. For applications not specifically detailed in the installation instructions, contact Noble Company. Substrate must be clean, dry, and free of sealers, primers, and other substances that could affect bonding of the sheet to the subfloor. Noble EZ will not correct structural deficiencies. Deflection of the subfloor must not exceed industry standards. Installation must follow TCNA recommendations and appropriate industry standards.

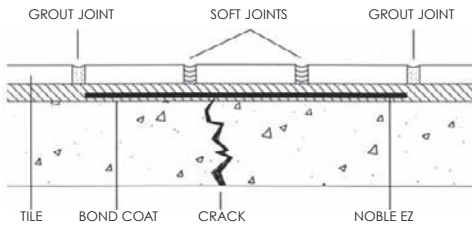
NOTE: Noble EZ must be installed in compliance with appropriate ANSI and industry standards and TCNA recommendations. See Installation Instructions for details. Contact Noble Company for other information.

WARRANTY: Noble EZ membrane is guaranteed for 10 years from the date of the original installation by Noble Company against failure caused by rotting, cracking and microorganism deterioration when properly installed in tile systems for which its use is recommended by Noble Company. This warranty is limited to the replacement of defective material and freight charges to destination only. There are no other expressed or implied warranties, and this warranty is in lieu of any other warranty, including, but not limited to, implied warranties of merchantability and fitness for purpose. The Noble Company is not responsible for consequential damages. The remedy of the purchaser set forth herein is exclusive.

DETAILS (not to scale)

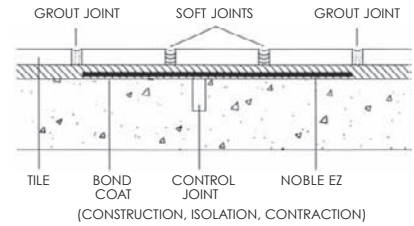
CRACK ISOLATION:

NOTE: Sheet width - 3 tiles minimum (one full tile over crack plus one row adjacent to crack).

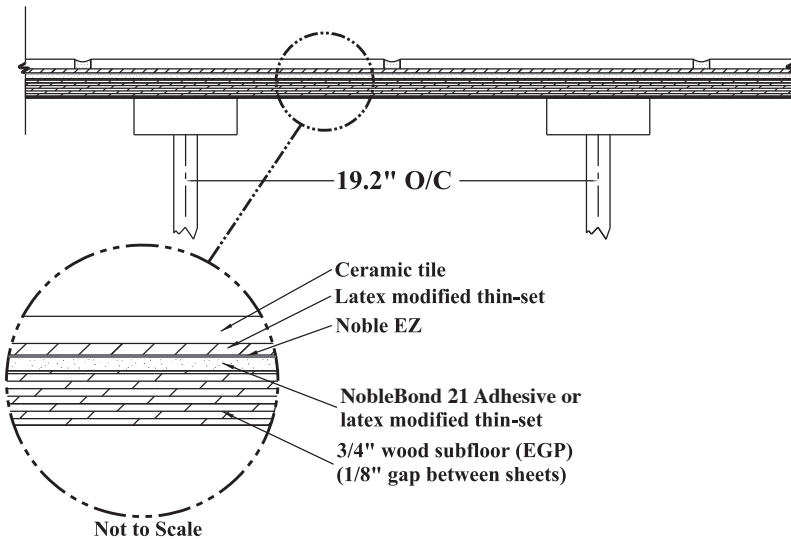


JOINT BRIDGING:

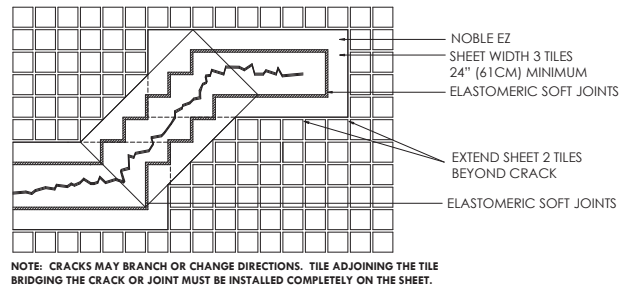
NOTE: Sheet width - 3 tiles minimum (one full tile over crack plus one row adjacent to crack).



EZ OVER WOOD SUB-FLOOR:



SHEET PLACEMENT AND SOFT JOINT PLAN:



Form #EZ PD 08/13
Supersedes 11/07

