

ProBase® II Multi-Slope

Shower Base Kit

www.noblecompany.com



Kit includes: Pre-Sloped Base, ValueSeal® Waterproofing Sheet Membrane, Solid Curbs, Thin-Line™ Installation Accessories, and NobleSealant.



Drain sold separately



Patents Pending

Multi-Slope Shower Base

Quick and easy installation with modified thin-set mortar or NobleBond EXT to provide the code-required slope to drain. Base is designed to provide a smooth transition to Noble Company's Freestyle Thin-Bed™ Drain. Kit includes Pre-Sloped Base, ValueSeal Waterproofing Sheet Membrane, Solid Curbs, Thin-Line Installation Accessories, and NobleSealant.

BENEFITS

- Multi-Directional slope to drain
- Superior impact resistance
- Sloped honeycomb and foam composite base
- Noble waterproofing sheet membrane bonds directly to base
- Center or offset drain location
- Integration with FreeStyle Thin-Bed Drain
- Easily modified to various shower configurations
- Install with NobleBond EXT or modified thin-set mortar

STANDARD SIZES:

- 32" x 60" End Drain Base Kit
- 32" x 60" Center Drain Base Kit
- 48" x 48" Center Drain Base Kit
- 72" x 72" Center Drain Base Kit
- *Custom sizes available with minimum quantity order*

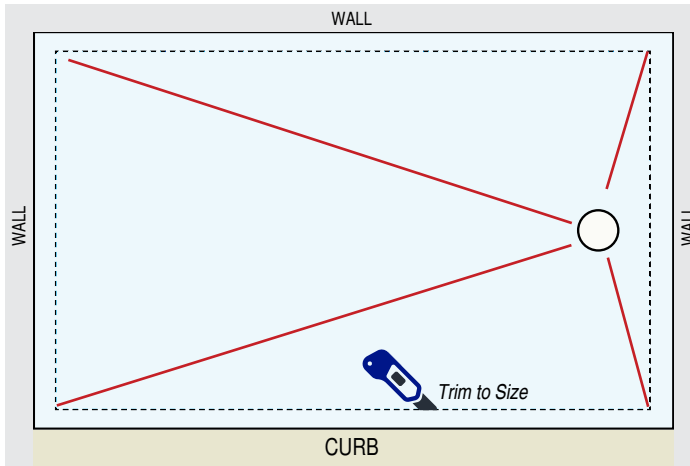


VIEW BALL DROP IMPACT
VIDEO ON PRO-BASE II
TOP SURFACE



ProBase II Multi-Slope

Shower Base Kit

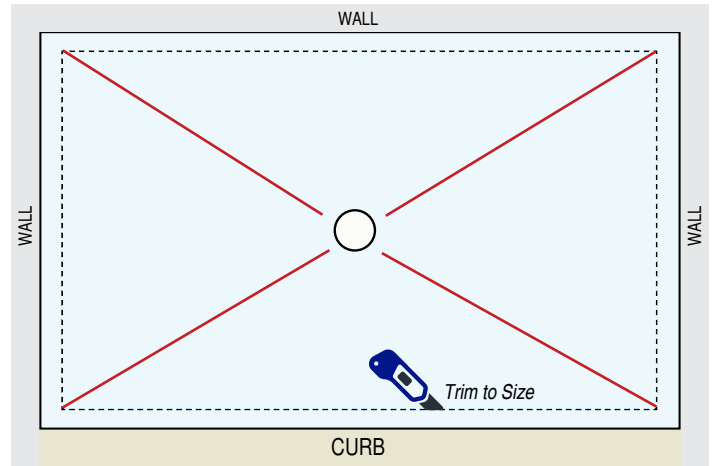


32" x 60" End Drain Kit

for use with FreeStyle Thin-Bed Drains

Includes:

- 32x60 Composite Base
- 132 sf of ValueSeal
- (2) 30" curbs
- Thin-Line Combo Pack
- NobleSealant

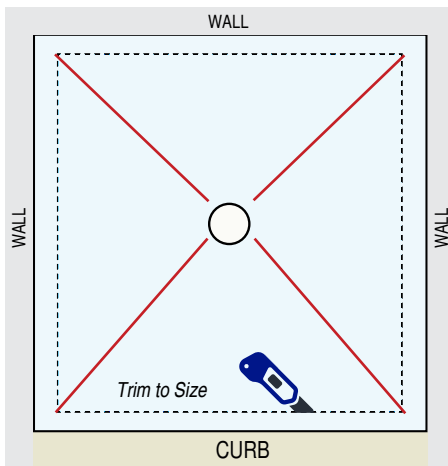


32" x 60" Center Drain Kit

for use with FreeStyle Thin-Bed Drains

Includes:

- 32 x 60 Composite Base
- 132 sf of ValueSeal
- (2) 30" curbs
- Thin-Line Combo Pack
- NobleSealant



48" x 48" Center Drain Kit

for use with FreeStyle Thin-Bed Drains

Includes:

- 48x48 Composite Base
- 150 sf of ValueSeal
- (1) 48" curb
- Thin-Line Combo Pack
- NobleSealant

72" x 72" Center Drain Kit

for use with FreeStyle Thin-Bed Drains

Includes:

- 72x72 Composite Base
- 200 sf of ValueSeal
- (2) 36" curbs
- Thin-Line Combo Pack
- NobleSealant

BARRIER-FREE DETAIL



Barrier-Free Installation

- Cut and remove subfloor per shower size
- Add support at floor joists to lower subfloor
- Add new subfloor
- Install Thin-Bed Drain
- Install ProBase II Base
- Install CBU
- Waterproof

See www.noblecompany.com for detailed instructions for barrier-free installations



7300 Enterprise Drive, Spring Lake, MI 49456 · 800-878-5788 · Fax: 231-799-8850
 ® Registered Trademark of Noble Company, Spring Lake, MI.
 ™ Trademark of Noble Company © 2019 Noble Company

File #PB072019-02 | 09/19

VIEW MORE PRODUCT
 DETAILS, VIDEOS, AND
 DIAGRAMS ONLINE

